

(1) (a) Statement Showing Shareholding Pattern

Name of the Company : Apollo Hospitals Enterprise Limited	
Scrip Code : APOLLOHOSP	
Quarter Ended : 31-Dec-2010	

Partly paid-up shares:-	No. of Partly paid-up shares	As a % of total no. of partly paid-up Shares	As a % of total no. of shares of the company
Held by promoter/promoter group	Nil	Nil	Nil
Held by Public	Nil	Nil	Nil
<b>Total</b>			
Outstanding Convertible Securities:-	No. of outstanding Securities	As a % of total no. of outstanding Convertible Securities	As a % of total no. of shares of the company, assuming full conversion of the convertible securities
Held by promoter/promoter group	Nil	Nil	Nil
Held by Public	(*)		
<b>Total</b>			
Warrants:-	No. of Warrants	As a % of total no. of Warrants	As a % of total no. of shares of the company, assuming full conversion of Warrants
Held by promoter/promoter group	3,089,242	100	2.42
Held by Public	Nil	Nil	Nil
<b>Total</b>	<b>3,089,242</b>	<b>100</b>	<b>2.42</b>
<b>Total paid-up capital of the company, assuming full conversion of warrants and convertible securities</b>	<b>Rs. 638,999,760 - 127,799,952 equity shares of Rs.5/- each</b>		

(\* ) USD7.5 MILLION Foreign Currency Convertible Bonds (FCCBs) issued to International Finance Corporation, Washington are outstanding and the exact No. of equity shares upon conversion cannot be quantified due to fluctuations in foreign currency

for Apollo Hospitals Enterprise Limited



S. M. Krishnan

General Manager - Projects Finance & Company Secretary

Category code	Category of Shareholder	Number of Shareholders	Total number of shares	Number of shares held in dematerialized form	Total shareholding as a percentage of total number of shares		Shares Pledged or otherwise encumbered	As a percentage (IX)=(VIII)/(IV)* 100
					As a percentage of(A+B) <sup>1</sup>	As a percentage of (A+B+C)		
(i)	(ii)	(iii)	(iv)	(v)	(vi)	(vii)	(viii)	(ix)=(viii)/(iv)* 100
(A)	Shareholding of Promoter and Promoter Group <sup>2</sup>							
(1)	Indian							
(a)	Individuals / Hindu Undivided Family	32	23,546,314	20,133,768	20.37	18.88	10,722,172	45.54
(b)	Central Government/ State Government(s)				0.00	0.00		
(c)	Bodies Corporate	4	17,901,524	17,870,324	15.48	14.35	14,318,550	79.99
(d)	Financial Institutions/ Banks				0.00	0.00		
(e)	Any Others(Specify)				0.00	0.00		
(e-i)					0.00	0.00		
(e-ii)					0.00	0.00		
	Sub Total(A)(1)	36	41,447,838	38,004,092	35.85	33.24	25,040,722	60.42
(2)	Foreign							
a	Individuals (Non-Residents Individuals/ Foreign Individuals)				0.00	0.00		
b	Bodies Corporate				0.00	0.00		
c	Institutions				0.00	0.00		
d	Any Others(Specify)				0.00	0.00		
d-i					0.00	0.00		
d-ii					0.00	0.00		
	Sub Total(A)(2)	0	0	0	0.00	0.00	0.00	0.00
	Total Shareholding of Promoter and Promoter Group (A)= (A)(1)+(A)(2)	36	41,447,838	38,004,092	35.85	33.24	25,040,722	60.42

Category code	Category of Shareholder	Number of Shareholders	Total number of shares	Number of shares held in dematerialized form	Total shareholding as a percentage of total number of shares		Shares Pledged or otherwise encumbered	
					As a percentage of(A+B) <sup>1</sup> (VI)	As a percentage of (A+B+C) (VII)	Number of shares (VIII)	As a percentage (IX)=(VIII)/(IV)* 100
(I)	(II)	(III)	(IV)	(V)	(VI)	(VII)	(VIII)	(IX)=(VIII)/(IV)* 100
(B)	<b>Public Shareholding<sup>3</sup></b>						NA	NA
(1)	<b>Institutions</b>						NA	NA
(a)	Mutual Funds/ UTI	18	664,962	662,962	0.58	0.53		
(b)	Financial Institutions / Banks	10	10,536	6,640	0.01	0.01		
(c)	Central Government/ State Government(s)	1	323,708	323,708	0.28	0.26		
(d)	Venture Capital Funds				0.00	0.00		
(e)	Insurance Companies	7	3,517,246	3,517,246	3.04	2.82		
(f)	Foreign Institutional Investors	93	29,737,692	29,737,692	25.72	23.85		
(g)	Foreign Venture Capital Investors				0.00	0.00		
(h)	Any Other (specify)				0.00	0.00		
	<b>Sub-Total (B)(1)</b>	<b>129</b>	<b>34,254,144</b>	<b>34,248,248</b>	<b>29.63</b>	<b>27.47</b>		
(2)	<b>Non-institutions</b>						NA	NA
(a)	Bodies Corporate	667	1,821,250	1,782,600	1.58	1.46		
(b)	Individuals							
	<b>i. Individual shareholders holding nominal share capital up to Rs. 1 lakh</b>	<b>30,376</b>	<b>7,730,523</b>	<b>4,653,228</b>	<b>6.69</b>	<b>6.20</b>		
	<b>ii. Individual shareholders holding nominal share capital in excess of Rs. 1 lakh.</b>	<b>13</b>	<b>395,416</b>	<b>254,766</b>	<b>0.34</b>	<b>0.32</b>		
(c)	Any Other (specify)							
(c-i)	Trusts	13	117,970	260	0.10	0.09		
(c-ii)	Directors & their Relatives	6	91,606	91,606	0.08	0.07		
(c-iii)	Non Resident Indians	1,082	2,038,850	439,390	1.76	1.63		
(c-iv)	Overseas Corporate Bodies	1	16,199	16,199	0.01	0.01		
(c-v)	Clearing Member	78	35,970	35,970	0.03	0.03		
(c-vi)	Hindu Undivided Families	339	136,714	136,714	0.12	0.11		
(c-vii)	Foreign Corporate Bodies	4	27,519,230	27,519,230	23.80	22.07		
	<b>Sub-Total (B)(2)</b>	<b>32,579</b>	<b>39,903,728</b>	<b>34,929,963</b>	<b>34.52</b>	<b>32.00</b>		
	<b>Total Public Shareholding (B)= (B)(1)+(B)(2)</b>	<b>32,708</b>	<b>74,157,872</b>	<b>69,178,211</b>	<b>64.15</b>	<b>59.46</b>	NA	NA
	<b>TOTAL (A)+(B)</b>	<b>32,744</b>	<b>115,605,710</b>	<b>107,182,303</b>	<b>100</b>	<b>92.70</b>		

Category code	Category of Shareholder	Number of Shareholders	Total number of shares	Number of shares held in dematerialized form	Total shareholding as a percentage of total number of shares		Shares Pledged or otherwise encumbered	
					As a percentage of (A+B) <sup>1</sup>	As a percentage of (A+B+C)	Number of shares	As a percentage (IX)=(VIII)/(IV)* 100
(I)	(II)	(III)	(IV)	(V)	(VI)	(VII)	(VIII)	(IX)=(VIII)/(IV)* 100
(C)	Shares held by Custodians and against which Depository Receipts have been issued							
(1)	Promoter and Promoter Group	Nil	Nil	Nil	Nil	Nil	NA	NA
(2)	Public	1	9,105,000	9,105,000	NA	7.30	NA	NA
	<b>Total Public Shareholding (B) =</b>	<b>1</b>	<b>9,105,000</b>	<b>9,105,000</b>	<b>NA</b>	<b>7.30</b>	<b>NA</b>	<b>NA</b>
	<b>GRAND TOTAL (A)+(B)+(C)</b>	<b>32,745</b>	<b>124,710,710</b>	<b>116,287,303</b>	<b>NA</b>	<b>100.00</b>		

for Apollo Hospitals Enterprise Limited




S. M. Krishnan

General Manager - Projects Finance & Company Secretary

(I)(b) Statement showing Shareholding of persons belonging to the category  
"Promoter and Promoter Group"

Sr. No.	Name of the shareholder	Total shares held		Shares pledged or otherwise encumbered		
		Number	As a % of grand total (A)+(B)+(C)	Number	As a percentage	As a % of grand total (A)+(B)+(C) of sub-clause (I)(a)
(I)	(II)	(III)	(IV)	(V)	(VI)=(V)/(III)*100	(VII)
1	Dr. Prathap C Reddy	3,159,300	2.53	0	0.00	0.00
2	Ms. Sucharitha P Reddy	2,741,678	2.20	300,000	10.94	0.24
3	Ms. Preetha Reddy	3,366,540	2.70	2,860,000	84.95	2.29
4	Ms. Suneeta Reddy	3,001,590	2.41	2,994,000	99.75	2.40
5	Ms. Shobana Khamineni	2,189,952	1.76	2,158,172	98.55	1.73
6	Ms. Sangita Reddy	4,972,508	3.99	1,860,000	37.41	1.49
7	Mr. Karthik Anand	220,600	0.18	0	0.00	0.00
8	Mr. Harshad Reddy	210,200	0.17	0	0.00	0.00
9	Ms. Sindhoori Reddy	517,600	0.42	490,000	94.67	0.39
10	Mr. Adithya Reddy	210,200	0.17	60,000	28.54	0.05
11	Ms. Upsana Kamineni	267,276	0.21	0	0.00	0.00
12	Mr. Puvansh Kamineni	212,200	0.17	0	0.00	0.00
13	Ms. Anushpala Kamineni	259,174	0.21	0	0.00	0.00
14	Mr. Anandith Reddy	230,200	0.18	0	0.00	0.00
15	Mr. Viswajith Reddy	222,300	0.18	0	0.00	0.00
16	Mr. Viraj Madhavan Reddy	168,224	0.13	0	0.00	0.00
17	Mr. P Obul Reddy	18,000	0.01	0	0.00	0.00
18	Mr. P Vijayakumar Reddy	1,332	0.00	0	0.00	0.00
19	Mr. Anil Khamineni	20	0.00	0	0.00	0.00
20	Mr. Vishweswar Reddy	1,577,420	1.26	0	0.00	0.00
21	PCR Investments Ltd	17,859,124	14.32	14,318,550	80.17	11.48
22	Obul Reddy Investments Ltd	11,200	0.01	0	0.00	0.00
23	Apollo Health Association	31,200	0.03	0	0.00	0.00
	<b>TOTAL</b>	<b>41,447,838</b>	<b>33.24</b>	<b>25,040,722</b>	<b>60.42</b>	<b>20.08</b>

for Apollo Hospitals Enterprise Limited



S. M. Krishnan


General Manager - Projects Finance &amp; Company Secretary

31-Dec-2010

(I)(c) Statement showing Shareholding of persons belonging to the category "Public" and holding more than 1% of the total number of shares

Sr. No.	Name of the shareholder	Number of shares	Shares as a percentage of total number of shares {i.e., Grand Total (A)+(B)+(C) indicated in Statement at para (I)(a) above}
1	Apax Mauritius FDI One Limited	14,094,238	11.30
2	Bisikan Bayu Investments (Mauritius) Limited	11,000,000	8.82
3	CLSA ( Mauritius ) Limited	8,550,000	6.86
4	Bisikan Bayu Investments (Mauritius) Limited	4,093,860	3.28
5	Apax Partners Europe Managers Limited A/c Apax Mauritius FII Ltd	2,947,888	2.36
6	Emerging Markets Growth Fund Inc	2,445,932	1.96
7	Munchener Ruckversicherungsgesellschaft Akliengesellschaft in Munchen	2,397,380	1.92
8	LIC of India Money Plus	1,817,371	1.46
9	International Finance Corporation	1,284,000	1.03
	<b>TOTAL</b>	<b>48,630,669</b>	<b>38.99</b>

for Apollo Hospitals Enterprise Limited



S. M. Krishnan


General Manager - Projects Finance & Company Secretary

31-Dec-2010

(I)(d) Statement showing details of locked-in shares

Sr. No.	Name of the shareholder	Number of locked-in shares	Locked-in shares as a percentage of total number of shares {i.e., Grand Total (A)+(B)+(C) indicated in Statement at para (I)(a) above}
1	Dr. Prathap C Reddy	3,159,300	2.53
	TOTAL	3,159,300	2.53

for Apollo Hospitals Enterprise Limited



S. M. Krishnan

General Manager - Projects Finance & Company Secretary

31-Dec-2010

(II)(a) Statement showing details of Depository Receipts (DRs)

Sr. No.	Type of Outstanding DR (ADRs, GDRs, SDRs, etc.,)	Number of outstanding DRs	Number of shares underlying outstanding DRs	Shares underlying outstanding DRs as a percentage of total number of shares {i.e., Grand Total (A)+(B)+(C) indicated in Statement at para (I)(a) above}
1	GDR	9,105,000	9,105,000	7.30
	TOTAL	9,105,000	9,105,000	7.30

for Apollo Hospitals Enterprise Limited



S. M. Krishnan

General Manager - Projects Finance & Company Secretary




31-Dec-2010

(II)(b) Statement showing Holding of Depository Receipts (DRs), where underlying shares held by Promoter/Promoter Group' are in excess of 1% of the total number of shares

Sr. No.	Name of the DR Holder	Type of Outstanding DR (ADRs, GDRs, SDRs, etc.,)	Number of shares underlying outstanding DRs	Shares underlying outstanding DRs as a percentage of total number of shares {i.e., Grand Total (A)+(B)+(C) indicated in Statement at para (I)(a) above}
1	Nil	Nil	Nil	Nil
	TOTAL			

for Apollo Hospitals Enterprise Limited



S. M. Krishnan

General Manager - Projects Finance & Company Secretary