

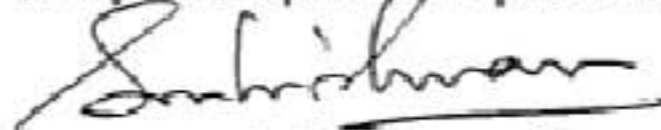
(I) (a) Statement Showing Shareholding Pattern

| |
|---|
| Name of the Company : Apollo Hospitals Enterprise Limited |
| Scrip Code : NSE : APOLLOHOSP, BSE : 508869 |
| Quarter Ended : 30-Jun-2011 |

| Partly paid-up shares:- | No. of Partly paid-up shares | As a % of total no. of partly paid-up Shares | As a %of total no. of shares of the company |
|--|--|---|---|
| Held by promoter/promoter group | Nil | Nil | Nil |
| Held by Public | Nil | Nil | Nil |
| Total | | | |
| Outstanding Convertible Securities:- | No. of outstanding Securities | As a % of total no. of outstanding Convertible Securities | As a %of total no. of shares of the company, assuming full conversion of the convertible securities |
| Held by promoter/promoter group | Nil | Nil | Nil |
| Held by Public | (*) | | |
| Total | | | |
| Warrants:- | No. of Warrants | As a % of total no. of Warrants | As a %of total no. of shares of the company, assuming full conversion of Warrants |
| Held by promoter/promoter group | 6,366,164 | 100 | 4.98 |
| Held by Public | Nil | Nil | Nil |
| Total | 6,366,164 | 100 | 4.98 |
| Total paid-up capital of the company, assuming full conversion of warrants and convertible securities | Rs. 655,384,370 - 131,076,874 equity shares of Rs.5/- each | | |

(*) USD7.5 MILLION Foreign Currency Convertible Bonds (FCCBs) issued to International Finance Corporation, Washington are outstanding and the exact No. of equity shares upon conversion cannot be quantified due to fluctuations in foreign currency

for Apollo Hospitals Enterprise Limited




S. M. Krishnan

General Manager - Projects Finance & Company Secretary

| Category code | Category of Shareholder | Number of Shareholders | Total number of shares | Number of shares held in dematerialized form | Total shareholding as a percentage of total number of shares | | Shares Pledged or otherwise encumbered | |
|---------------|---|------------------------|------------------------|--|--|----------------------------|--|---------------------------------------|
| | | | | | As a percentage of(A+B) ¹ | As a percentage of (A+B+C) | Number of shares | As a percentage (IX)=(VIII)/(IV)* 100 |
| (I) | (II) | (III) | (IV) | (V) | (VI) | (VII) | (VIII) | (IX) |
| (A) | Shareholding of Promoter and Promoter Group² | | | | | | | |
| (1) | Indian | | | | | | | |
| (a) | Individuals/ Hindu Undivided Family | 32 | 23,546,314 | 20,133,768 | 19.20 | 18.88 | 10,122,172 | 42.99 |
| (b) | Central Government/ State Government(s) | | | | 0.00 | 0.00 | | |
| (c) | Bodies Corporate | 6 | 17,905,124 | 17,873,924 | 14.60 | 14.36 | 14,318,000 | 79.97 |
| (d) | Financial Institutions/ Banks | | | | 0.00 | 0.00 | | |
| (e) | Any Others(Specify) | | | | 0.00 | 0.00 | | |
| (e-i) | | | | | 0.00 | 0.00 | | |
| (e-ii) | | | | | 0.00 | 0.00 | | |
| | Sub Total(A)(1) | 38 | 41,451,438 | 38,007,692 | 33.80 | 33.24 | 24,440,172 | 58.96 |
| (2) | Foreign | | | | | | | |
| a | Individuals (Non-Residents Individuals/ Foreign Individuals) | | | | 0.00 | 0.00 | | |
| b | Bodies Corporate | | | | 0.00 | 0.00 | | |
| c | Institutions | | | | 0.00 | 0.00 | | |
| d | Any Others(Specify) | | | | 0.00 | 0.00 | | |
| d-i | | | | | 0.00 | 0.00 | | |
| d-ii | | | | | 0.00 | 0.00 | | |
| | Sub Total(A)(2) | 0 | 0 | 0 | 0.00 | 0.00 | 0.00 | 0.00 |
| | Total Shareholding of Promoter and Promoter Group (A)= (A)(1)+(A)(2) | 38 | 41,451,438 | 38,007,692 | 33.80 | 33.24 | 24,440,172 | 58.96 |

For APOLLO HOSPITALS ENTERPRISE LTD.



S.M. KRISHNAN
General Manager - Project Finance &
Company Secretary




S.M. KRISHNAN
General Manager - Project Finance &
Company Secretary

| Category code (I) | Category of Shareholder (II) | Number of Shareholders (III) | Total number of shares (IV) | Number of shares held in dematerialized form (V) | Total shareholding as a percentage of total number of shares | | Shares Pledged or otherwise encumbered | |
|--------------------------|--|-------------------------------------|------------------------------------|---|--|---|--|---|
| | | | | | As a percentage of(A+B) ¹ (VI) | As a percentage of (A+B+C) (VII) | Number of shares (VIII) | As a percentage (IX)=(VIII)/(IV)* 100 |
| (B) | Public Shareholding³ | | | | | | NA | NA |
| (1) | Institutions | | | | | | NA | NA |
| (a) | Mutual Funds/ UTI | 15 | 443,952 | 443,952 | 0.36 | 0.36 | | |
| (b) | Financial Institutions / Banks | 9 | 7,536 | 3,640 | 0.01 | 0.01 | | |
| (c) | Central Government/ State Government(s) | 1 | 323,708 | 323,708 | 0.26 | 0.26 | | |
| (d) | Venture Capital Funds | | | | 0.00 | 0.00 | | |
| (e) | Insurance Companies | 7 | 3,485,919 | 3,485,919 | 2.84 | 2.80 | | |
| (f) | Foreign Institutional Investors | 101 | 38,072,067 | 38,072,067 | 31.04 | 30.53 | | |
| (g) | Foreign Venture Capital Investors | | | | 0.00 | 0.00 | | |
| (h) | Any Other (specify) | | | | 0.00 | 0.00 | | |
| | Sub-Total (B)(1) | 133 | 42,333,182 | 42,329,286 | 34.52 | 33.95 | | |
| (2) | Non-institutions | | | | | | NA | NA |
| (a) | Bodies Corporate | 626 | 1,792,385 | 1,754,085 | 1.46 | 1.44 | | |
| (b) | Individuals | | | | | | | |
| | i. Individual shareholders holding nominal share capital up to Rs 1 lakh | 30,873 | 7,632,216 | 4,644,923 | 6.22 | 6.12 | | |
| | ii. Individual shareholders holding nominal share capital in excess of Rs. 1 lakh. | 12 | 401,205 | 260,555 | 0.33 | 0.32 | | |
| (c) | Any Other (specify) | | | | | | | |
| (c-i) | Trusts | 13 | 117,970 | 260 | 0.10 | 0.09 | | |
| (c-ii) | Directors & their Relatives | 6 | 91,606 | 91,606 | 0.07 | 0.07 | | |
| (c-iii) | Non Resident Indians | 1,151 | 2,014,954 | 435,870 | 1.64 | 1.62 | | |
| (c-iv) | Overseas Corporate Bodies | 1 | 16,199 | 16,199 | 0.01 | 0.01 | | |
| (c-v) | Clearing Member | 79 | 47,713 | 47,713 | 0.04 | 0.04 | | |
| (c-vi) | Hindu Undivided Families | 365 | 131,030 | 131,030 | 0.11 | 0.11 | | |
| (c-vii) | Foreign Corporate Bodies | 4 | 26,618,012 | 26,618,012 | 21.70 | 21.34 | | |
| | Sub-Total (B)(2) | 33,130 | 38,863,290 | 34,000,253 | 31.69 | 31.16 | | |
| | Total Public Shareholding (B)= (B)(1)+(B)(2) | 33,263 | 81,196,472 | 76,329,539 | 66.20 | 65.11 | NA | NA |
| | TOTAL (A)+(B) | 33,301 | 122,647,910 | 114,337,231 | 100 | 98.35 | | |

| Category code (I) | Category of Shareholder (II) | Number of Shareholders (III) | Total number of shares (IV) | Number of shares held in dematerialized form (V) | Total shareholding as a percentage of total number of shares | | Shares Pledged or otherwise encumbered | |
|----------------------|--|---------------------------------|--------------------------------|---|--|-------------------------------------|--|---|
| | | | | | As a percentage of(A+B) ¹ (VI) | As a percentage of (A+B+C) (VII) | Number of shares (VIII) | As a percentage (IX)=(VIII)/(IV)* 100 |
| (C) | Shares held by Custodians and against which Depository Receipts have been issued | | | | | | | |
| (1) | Promoter and Promoter Group | Nil | Nil | Nil | Nil | Nil | NA | NA |
| (2) | Public | 1 | 2,062,800 | 2,062,800 | NA | 1.65 | NA | NA |
| | Total Public Shareholding (B)= (B)(1)+(B)(2) | 1 | 2,062,800 | 2,062,800 | NA | 1.65 | NA | NA |
| | GRAND TOTAL (A)+(B)+(C) | 33,302 | 124,710,710 | 116,400,031 | NA | 100.00 | | |

for Apollo Hospitals Enterprise Limited




S. M. Krishnan

General Manager - Projects Finance & Company Secretary

(I)(b) Statement showing Shareholding of persons belonging to the category
"Promoter and Promoter Group"

| Sr. No. | Name of the shareholder | Total shares held | | Shares pledged or otherwise encumbered | | |
|---------|----------------------------------|-------------------|-----------------------------------|--|--------------------|--|
| | | Number | As a % of grand total (A)+(B)+(C) | Number | As a percentage | As a % of grand total (A)+(B)+(C) of sub-clause (I)(a) |
| (I) | (II) | (III) | (IV) | (V) | (VI)=(V)/(III)*100 | (VII) |
| 1 | Dr. Prathap C Reddy | 3,159,300 | 2.53 | 0 | 0.00 | 0.00 |
| 2 | Ms. Sucharitha P Reddy | 2,741,678 | 2.20 | 100,000 | 3.65 | 0.08 |
| 3 | Ms. Preetha Reddy | 3,366,540 | 2.70 | 2,860,000 | 84.95 | 2.29 |
| 4 | Ms. Suneeta Reddy | 3,001,590 | 2.41 | 2,594,000 | 86.42 | 2.08 |
| 5 | Ms. Shobana Khamineni | 2,189,952 | 1.76 | 2,158,172 | 98.55 | 1.73 |
| 6 | Ms. Sangita Reddy | 4,972,508 | 3.99 | 1,860,000 | 37.41 | 1.49 |
| 7 | Mr. Karthik Anand | 220,600 | 0.18 | 0 | 0.00 | 0.00 |
| 8 | Mr. Harshad Reddy | 210,200 | 0.17 | 0 | 0.00 | 0.00 |
| 9 | Ms. Sindhoori Reddy | 517,600 | 0.42 | 490,000 | 94.67 | 0.39 |
| 10 | Mr. Adithya Reddy | 210,200 | 0.17 | 60,000 | 28.54 | 0.05 |
| 11 | Ms. Upsana Kamineni | 267,276 | 0.21 | 0 | 0.00 | 0.00 |
| 12 | Mr. Puvansh Kamineni | 212,200 | 0.17 | 0 | 0.00 | 0.00 |
| 13 | Ms. Anushpala Kamineni | 259,174 | 0.21 | 0 | 0.00 | 0.00 |
| 14 | Mr. Anandith Reddy | 230,200 | 0.18 | 0 | 0.00 | 0.00 |
| 15 | Mr. Viswajith Reddy | 222,300 | 0.18 | 0 | 0.00 | 0.00 |
| 16 | Mr. Viraj Madhavan Reddy | 168,224 | 0.13 | 0 | 0.00 | 0.00 |
| 17 | Mr. P Obul Reddy | 18,000 | 0.01 | 0 | 0.00 | 0.00 |
| 18 | Mr. P Vijayakumar Reddy | 1,332 | 0.00 | 0 | 0.00 | 0.00 |
| 19 | Mr. Anil Khamineni | 20 | 0.00 | 0 | 0.00 | 0.00 |
| 20 | Mr. Vishweswar Reddy | 1,577,420 | 1.26 | 0 | 0.00 | 0.00 |
| 21 | PCR Investments Ltd | 17,859,124 | 14.32 | 14,318,000 | 80.17 | 11.48 |
| 22 | Obul Reddy Investments Ltd | 11,200 | 0.01 | 0 | 0.00 | 0.00 |
| 23 | Indian Hospitals Corporation Ltd | 3,600 | 0.00 | 0 | 0.00 | 0.00 |
| 24 | Apollo Health Association | 31,200 | 0.03 | 0 | 0.00 | 0.00 |
| | TOTAL | 41,451,438 | 33.24 | 24,440,172 | 58.96 | 19.60 |

for Apollo Hospitals Enterprise Limited



S. M. Krishnan


General Manager - Projects Finance & Company Secretary

30-Jun-2011

(I)(c) Statement showing Shareholding of persons belonging to the category “Public” and holding more than 1% of the total number of shares

| Sr. No. | Name of the shareholder | Number of shares | Shares as a percentage of total number of shares {i.e.,-Grand Total (A)+(B)+(C) indicated in Statement at para (I)(a) above} |
|---------|--|-------------------|--|
| 1 | Apax Mauritius FDI One Limited | 14,094,238 | 11.30 |
| 2 | Integrated (Mauritius) Healthcare Holdings Limited | 11,000,000 | 8.82 |
| 3 | CLSA (Mauritius) Limited | 8,550,000 | 6.86 |
| 4 | Bisikan Bayu Investments (Mauritius) Limited | 4,093,860 | 3.28 |
| 5 | BNY Mellon Investment funds Newton Oriental Fund | 3,000,000 | 2.41 |
| 6 | Apax Partners Europe Managers Limited A/c Apax Mauritius FII Ltd | 2,947,888 | 2.36 |
| 7 | Emerging Markets Growth Fund Inc | 2,445,932 | 1.96 |
| 8 | Munchener Ruckversicherungsgesellschaft Aktiengesellschaft in Munchen | 2,397,380 | 1.92 |
| 9 | LIC of India Money Plus | 1,817,371 | 1.46 |
| 10 | Citigroup Global Markets Mauritius Private Limited | 1,518,583 | 1.22 |
| 11 | BNY Mellon Asian Equity Fund | 1,500,000 | 1.20 |
| | Total | 53,365,252 | 42.79 |

for Apollo Hospitals Enterprise Limited



S. M. Krishnan

General Manager - Projects Finance & Company Secretary

30-Jun-2011

(I)(d) Statement showing details of locked-in shares

| Sr. No. | Name of the shareholder | Number of locked-in shares | Locked-in shares as a percentage of total number of shares {i.e., Grand Total (A)+(B)+(C) indicated in Statement at para (I)(a) above} |
|---------|-------------------------|----------------------------|--|
| 1 | Dr. Prathap C Reddy | 3,159,300 | 2.53 |
| | TOTAL | 3,159,300 | 2.53 |

for Apollo Hospitals Enterprise Limited



S. M. Krishnan

General Manager - Projects Finance & Company Secretary

30-Jun-2011

(II)(a) Statement showing details of Depository Receipts (DRs)

| Sr. No. | Type of Outstanding DR (ADRs, GDRs, SDRs, etc.,) | Number of outstanding DRs | Number of shares underlying outstanding DRs | Shares underlying outstanding DRs as a percentage of total number of shares {i.e., Grand Total (A)+(B)+(C) indicated in Statement at para (I)(a) above} |
|---------|--|---------------------------|---|---|
| 1 | GDR | 2,062,800 | 2,062,800 | 1.65 |
| | TOTAL | 2,062,800 | 2,062,800 | 1.65 |

for Apollo Hospitals Enterprise Limited



S. M. Krishnan


General Manager - Projects Finance & Company Secretary

30-Jun-2011

(II)(b) Statement showing Holding of Depository Receipts (DRs), where underlying shares held by Promoter/Promoter Group' are in excess of 1% of the total number of shares

| Sr. No. | Name of the DR Holder | Type of Outstanding DR (ADRs, GDRs, SDRs, etc.,) | Number of shares underlying outstanding DRs | Shares underlying outstanding DRs as a percentage of total number of shares {i.e., Grand Total (A)+(B)+(C) indicated in Statement at para (I)(a) above} |
|---------|-----------------------|--|---|---|
| 1 | Nil | Nil | Nil | Nil |
| | TOTAL | | | |

for Apollo Hospitals Enterprise Limited



S. M. Krishnan

General Manager - Projects Finance & Company Secretary

(III)(a) Statement showing the voting pattern of shareholders, if more than one class of shares/securities is issued by the issuer.
"Promoter and Promoter Group" Not Applicable

| Category code (I) | Category of Shareholder (II) | Number of Voting Rights held in each class of securities | | | Total Voting Rights (III+IV+V) (VI) | Total Voting Rights i.e.(VI) | |
|----------------------|--|--|-----------------|----------------|---|--------------------------------------|--------------------------------------|
| | | Class X (III) | Class Y (IV) | Class Z (V) | | As a percentage of (A+B) (VII) | As a percentage (A+B+C) (VIII) |
| (A) | Shareholding of Promoter and Promoter Group ² | | | | | | |
| (1) | Indian | | | | | | |
| (a) | Individuals/ Hindu Undivided Family | | | | | | |
| (b) | Central Government/ State Government(s) | | | | | | |
| (c) | Bodies Corporate | | | | | | |
| (d) | Financial Institutions/ Banks | | | | | | |
| (e) | Any Others(Specify) | | | | | | |
| | Sub Total(A)(1) | | | | | | |
| (2) | Foreign | | | | | | |
| a | Individuals (Non-Residents Individuals/ Foreign Individuals) | | | | | | |
| b | Bodies Corporate | | | | | | |
| c | Institutions | | | | | | |
| d | Any Others(Specify) | | | | | | |
| | Sub Total(A)(2) | | | | | | |
| | Total Shareholding of Promoter and Promoter Group (A)= (A)(1)+(A)(2) | | | | | | |

For APOLLO HOSPITALS ENTERPRISE LTD.




S.M. KRISHNAN
 General Manager - Project Finance &
 Company Secretary

| Category code | Category of Shareholder | Number of Voting Rights held in each class of securities | | | Total Voting Rights (III+IV+V) | Total Voting Rights i.e.(VI) | |
|---------------|--|--|---------|---------|--------------------------------|------------------------------|-------------------------|
| | | Class X | Class Y | Class Z | | As a percentage of (A+B) | As a percentage (A+B+C) |
| (I) | (II) | (III) | (IV) | (V) | (VI) | (VII) | (VIII) |
| (B) | Public Shareholding³ | | | | | | |
| (1) | Institutions | | | | | | |
| (a) | Mutual Funds/ UTI | | | | | | |
| (b) | Financial Institutions / Banks | | | | | | |
| (c) | Central Government/ State Government(s) | | | | | | |
| (d) | Venture Capital Funds | | | | | | |
| (e) | Insurance Companies | | | | | | |
| (f) | Foreign Institutional Investors | | | | | | |
| (g) | Foreign Venture Capital Investors | | | | | | |
| (h) | Any Other (specify) | | | | | | |
| | Sub-Total (B)(1) | | | | | | |
| (2) | Non-institutions | | | | | | |
| (a) | Bodies Corporate | | | | | | |
| (b) | Individuals | | | | | | |
| | i. Individual shareholders holding nominal share capital up to Rs 1 lakh | | | | | | |
| | ii. Individual shareholders holding nominal share capital in excess of Rs. 1 lakh. | | | | | | |
| (c) | Any Other (specify) | | | | | | |
| | Sub-Total (B)(2) | | | | | | |
| | Total Public Shareholding (B)= (B)(1)+(B)(2) | | | | | | |
| | TOTAL (A)+(B) | | | | | | |
| (C) | Shares held by Custodians and against which Depository Receipts have been issued | | | | | | |
| | GRAND TOTAL (A)+(B)+(C) | | | | | | |

Nil

for Apollo Hospitals Enterprise Limited



S. M. Krishnan

General Manager - Projects Finance & Company Secretary