

Format of holding of specified securities

- 1 Name of Listed Entity : Apollo Hospitals Enterprise Limited
- 2 Scrip Code/ Name of Scrip/Class of Security : APOLLOHOSP/508869 / Apollo Hospitals Enterprise Limited / Equity
- 3 Share Holding Pattern Filed Under : Reg.31(1)(b) - for the Quarter ended 31st December 2016
- 4 Declaration : The Listed entity is required to submit the following declaration to the extent of submission of information :-

S.No.	Particulars	Promoter & Promoter Group	Public	Non Promoter Non Public
		Yes/No	Yes/No	Yes/No
1	Whether the Listed Entity has issued any partly paid up shares?	No	No	No
2	Whether the Listed Entity has issued any Convertible Securities or Warrants?	No	No	No
3	Whether the Listed Entity has any shares against which depository receipts are issued?	No	Yes	No
4	Whether the Listed Entity has any shares in locked-in?	No	No	No
5	Whether any shares held by promoters are pledge or otherwise encumbered?	Yes	NA	NA
6	Whether the Listed Entity has issued any Differential Voting Rights?	No	No	No

for Apollo Hospitals Enterprise Limited




S. M. Krishnan
Vice President - Finance & Company Secretary

Table I - Summary Statement holding of specified securities

Category	Category of Shareholder	Number of Shareholders	No. of fully paid up equity shares held	No. of partly paid up equity shares held	No. of shares underlying Depository Receipts	Total nos. shares held	Shareholding as a % of total no. of shares (Calculated as per SCRP, 1957) As a % of (A+B+C2)	Number of Voting Rights held in each class of securities			No. of Shares Underlying Outstanding convertible securities (including Warrants)	Shareholding, as a % assuming full conversion of convertible securities (as a % of diluted share capital)	No. of Locked in shares		No. of shares pledged or otherwise encumbered		No. of equity shares held in dematerialized form	
								Class equity shares	Class	Total			Total as a % of (A+B+C)	No. (a)	As a % of total shares held (b)	No. (a)		As a % of total shares held (b)
(I)	(II)	(III)	(IV)	(V)	(VI)	(VII) = (IV)+(V)+(VI)	(VIII)	(IX)			(X)	(XI) = (VII)+(X) As a % of (A+B+C2)	(XII)		(XIII)		(XIV)	
(A)	Promoter & Promoter Group	23	477,93,559	0	0	477,93,559	34.35	477,93,559	0	477,93,559	34.35	0	0.00	0	0	321,31,714	67.23	477,93,559
(B)	Public	40,706	902,38,404	0	10,93,196	913,31,600	65.65	913,31,600	0	913,31,600	65.65	0	0.00	0	0	NA	0.00	881,69,972
(C)	Non Promoter- Non Public	0	0	0	0	0	0.00	0	0	0	0.00	0	0.00	0	0	NA	0.00	0
(C1)	Shares underlying DRs	0	0	0	0	0	0.00	0	0	0	0.00	0	0.00	0	0	NA	0.00	0
(C2)	Shares held by Employees Trust	0	0	0	0	0	0.00	0	0	0	0.00	0	0.00	0	0	NA	0.00	0
	Total	40,729	1380,31,963	0	10,93,196	1391,25,159	100.00	1391,25,159	0	1391,25,159	100.00	0	0.00	0	0	321,31,714	67.23	1359,63,531

for Apollo Hospitals Enterprise Limited




S. M. Krishnan

Vice President - Finance & Company Secretary

Table II - Statement showing shareholding pattern of the Promoter and Promoter Group

S. No.	Category & Name of the Shareholders (I)	PAN (II)	No. of Shareholder (III)	No. of fully paid up equity shares held (IV)	Partly paid up equity shares held (V)	Nos. of shares underlying Depository Receipts (VI)	Total nos. shares held (VII) = (IV)+(V)+(VI)	Shareholding % Calculated as per SCRP, 1957 As a % of (A+B+C2) (VIII)	Number of Voting Rights held in each class of securities (IX)				No. of Shares Underlying Outstanding convertible securities (including Warrants) (X)	Shareholding, as a % assuming full conversion of convertible securities (as a % of diluted share capital) (XI) = (VII)-(X) As a % of (A+B+C2)	No. of Locked in shares (XII)		No. of shares pledged or otherwise encumbered (XIII)		No. of equity shares held in dematerialized form (XIV)
									No of Voting Rights			Total as a % of total Voting rights			No. (a)	As a % of total shares held (b)	No. (a)	As a % of total shares held (b)	
									Class equity shares	Class	Total								
(1)	Indian																		
(a)	Individuals/Hindu undivided Family		20	205,55,635	0	0	205,55,635	14.77	205,55,635	205,55,635	14.77	0	14.77	0	0	103,27,350	50.24	205,55,635	
1	Dr. Prathap C Reddy	AAGPP9786N	1	54,45,464	0	0	54,45,464	3.91	54,45,464	54,45,464	3.91	0	3.91	0	0	0	0.00	54,45,464	
2	Ms. Sucharitha P Reddy	AASPS4292G	1	5,69,800	0	0	5,69,800	0.41	5,69,800	5,69,800	0.41	0	0.41	0	0	0	0.00	5,69,800	
3	Ms. Preetna Reddy	AAEPR5656F	1	21,93,915	0	0	21,93,915	1.58	21,93,915	21,93,915	1.58	0	1.58	0	0	19,35,000	88.20	21,93,915	
4	Ms. Suneeeta Reddy	AAEPR4602H	1	33,81,695	0	0	33,81,695	2.43	33,81,695	33,81,695	2.43	0	2.43	0	0	21,50,000	63.58	33,81,695	
5	Ms. Shobana Kamineni	AAIPK7589G	1	22,39,952	0	0	22,39,952	1.61	22,39,952	22,39,952	1.61	0	1.61	0	0	22,35,000	99.78	22,39,952	
6	Ms. Sangita Reddy	AA5PS6786K	1	24,32,508	0	0	24,32,508	1.75	24,32,508	24,32,508	1.75	0	1.75	0	0	24,30,000	99.90	24,32,508	
7	Mr. Karthik Anand	AAIPK7446A	1	3,30,600	0	0	3,30,600	0.24	3,30,600	3,30,600	0.24	0	0.24	0	0	0	0.00	3,30,600	
8	Mr. Harshad Reddy	AAEPR7068K	1	3,20,200	0	0	3,20,200	0.23	3,20,200	3,20,200	0.23	0	0.23	0	0	0	0.00	3,20,200	
9	Ms. Sindoori Reddy	AZXP50987L	1	5,17,600	0	0	5,17,600	0.37	5,17,600	5,17,600	0.37	0	0.37	0	0	0	0.00	5,17,600	
10	Mr. Aditya Reddy	AAEPA4731C	1	2,10,200	0	0	2,10,200	0.15	2,10,200	2,10,200	0.15	0	0.15	0	0	0	0.00	2,10,200	
11	Ms. Upasana Kamineni	ARLPK5199G	1	2,17,276	0	0	2,17,276	0.16	2,17,276	2,17,276	0.16	0	0.16	0	0	0	0.00	2,17,276	
12	Mr. Puansh Kamineni	8XWPK5553N	1	2,12,200	0	0	2,12,200	0.15	2,12,200	2,12,200	0.15	0	0.15	0	0	0	0.00	2,12,200	
13	Ms. Anusala Kamineni	8DNPK5996G	1	2,59,174	0	0	2,59,174	0.19	2,59,174	2,59,174	0.19	0	0.19	0	0	0	0.00	2,59,174	
14	Mr. Konda Anindith Reddy	88OPK4349C	1	2,30,200	0	0	2,30,200	0.17	2,30,200	2,30,200	0.17	0	0.17	0	0	0	0.00	2,30,200	
15	Mr. Konda Vishwajit Reddy	CEQPK7898C	1	2,22,300	0	0	2,22,300	0.16	2,22,300	2,22,300	0.16	0	0.16	0	0	0	0.00	2,22,300	
16	Mr. Konda Viraj Madhav Reddy	CEQPK7897P	1	1,68,224	0	0	1,68,224	0.12	1,68,224	1,68,224	0.12	0	0.12	0	0	0	0.00	1,68,224	
17	Mr. Vijay Kumar Reddy	ACKPV5876B	1	8,957	0	0	8,957	0.01	8,957	8,957	0.01	0	0.01	0	0	0	0.00	8,957	
18	Mr. Dwaraknath Reddy	AFDPD9806R	1	18,000	0	0	18,000	0.01	18,000	18,000	0.01	0	0.01	0	0	0	0.00	18,000	
19	Mr. Anil Kamineni	ADOPK8701D	1	20	0	0	20	0.00	20	20	0.00	0	0.00	0	0	0	0.00	20	
20	Mr. K Vishweshwar Reddy	AFAPK2686M	1	15,77,350	0	0	15,77,350	1.13	15,77,350	15,77,350	1.13	0	1.13	0	0	15,77,350	100.00	15,77,350	
(b)	Central Government/State Government(s)		0	0	0	0	0	0.00	0	0	0.00	0	0.00	0	0	0	0.00	0	
(c)	Financial Institutions/Banks		0	0	0	0	0	0.00	0	0	0.00	0	0.00	0	0	0	0.00	0	
(d)	Any Other		3	272,37,924	0	0	272,37,924	19.58	272,37,924	272,37,924	19.58	0	19.58	0	0	218,04,364	80.05	272,37,924	
	Body Corporate		3	272,37,924	0	0	272,37,924	19.58	272,37,924	272,37,924	19.58	0	19.58	0	0	218,04,364	80.05	272,37,924	
1	M/s. PCR Investments Ltd	AAACP6407D	1	272,23,124	0	0	272,23,124	19.57	272,23,124	272,23,124	19.57	0	19.57	0	0	218,04,364	80.10	272,23,124	
2	M/s. Obul Reddy Investments Pvt Ltd	AAACO405DH	1	11,200	0	0	11,200	0.01	11,200	11,200	0.01	0	0.01	0	0	0	0.00	11,200	
3	M/s. Indian Hospitals Corporation Ltd	AA8CI6463P	1	3,600	0	0	3,600	0.00	3,600	3,600	0.00	0	0.00	0	0	0	0.00	3,600	
	Sub - Total (A)(1)		23	477,93,559	0	0	477,93,559	34.35	477,93,559	477,93,559	34.35	0	34.35	0	0	321,31,714	67.23	477,93,559	
(2)	Foreign																		
(a)	Individuals(Non-Resident Individuals/Foreign Individuals)		0	0	0	0	0	0.00	0	0	0.00	0	0.00	0	8	0	0.00	0	
(b)	Government		0	0	0	0	0	0.00	0	0	0.00	0	0.00	0	0	0	0.00	0	
(c)	Institutions		0	0	0	0	0	0.00	0	0	0.00	0	0.00	0	0	0	0.00	0	
(d)	Foreign Portfolio Investor		0	0	0	0	0	0.00	0	0	0.00	0	0.00	0	0	0	0.00	0	
(e)	Any Other		0	0	0	0	0	0.00	0	0	0.00	0	0.00	0	0	0	0.00	0	
	Sub - Total (A)(2)		0	0	0	0	0	0.00	0	0	0.00	0	0.00	0	0	0	0.00	0	
	Total Shareholding of Promoter and Promoter Group (A)=(A)(1)+(A)(2)		23	477,93,559	0	0	477,93,559	34.35	477,93,559	477,93,559	34.35	0	34.35	0.00	0	321,31,714	67.23	477,93,559	

for Apollo Hospitals Enterprise Limited



S. M. Krishnan


Vice President - Finance & Company Secretary

31-Dec-2016

Table IIA - Unclaimed Details

Details of Shares which remain unclaimed may be given hear along with details such as number of shareholders, outstanding shares held in demat/unclaimed suspense account, voting rights are frozen etc.	
No. of shareholders	No. of Shares
Nil	Nil

for Apollo Hospitals Enterprise Limited



S. M. Krishnan
Vice President - Finance & Company Secretary


Table III - Statement showing shareholding pattern of the Public shareholder

S. No.	Category & Name of the Shareholders (i)	PAN (ii)	Nos. of Shareholder (iii)	No. of fully paid up equity shares held (iv)	Partly paid up equity shares held (v)	Nos. of shares underlying Depository Receipts (vi)	Total nos. shares held (vii) = (iv)+(v)+(vi)	Shareholding % Calculated as per SCRP, 1957 As a % of (A+B+C2) (viii)	Number of Voting Rights held in each class of securities (ix)			No. of Shares Underlying Outstanding convertible securities (including Warrants) (x)	Total Shareholding, as a % assuming full conversion of convertible securities (as a % of diluted share capital) (xi)	No. of Locked in shares (xii)		No. of shares pledged or otherwise encumbered (xiii)		No. of equity shares held in dematerialized form (xiv)	
									No of Voting Rights		Total as a % of Total Voting rights			No. (a)	As a % of total shares held (b)	No. (a)	As a % of total shares held (b)		
									Class equity shares	Class									Total
(1)	Institutions																		
(a)	Mutual Funds/ Venture Capital Funds		32	12,90,998	0	0	12,90,998	0.93	12,90,998	12,90,998	0.93	0	0.93	0	0	NA	NA	12,90,998	0
(b)	Alternate investment Funds		0	0	0	0	0	0.00	0	0	0.00	0	0.00	0	0	NA	NA	0	0
(c)	Foreign Venture Capital Investors		0	0	0	0	0	0.00	0	0	0.00	0	0.00	0	0	NA	NA	0	0
(d)	Foreign Portfolio investor		431	600,91,030	0	0	600,91,030	43.19	600,91,030	600,91,030	43.19	0	43.19	0	0	NA	NA	600,91,030	0
1	Oppenheimer Developing Markets Fund	AAATO0090N		114,55,413	0	0	114,55,413	8.23	114,55,413	114,55,413	8.23	0	8.23	0	0	NA	NA	114,55,413	0
2	Schroder International Selection Fund Asian Total Return Munchener	AAMCS0023N		27,29,259	0	0	27,29,259	1.96	27,29,259	27,29,259	1.96	0	1.96	0	0	NA	NA	27,29,259	0
3	Ruckversicherungsgesellschaft Aktiengesellschaft In Munchen	AAFCM7537A		23,97,380	0	0	23,97,380	1.72	23,97,380	23,97,380	1.72	0	1.72	0	0	NA	NA	23,97,380	0
4	Schroder International Selection Fund Asian Opportunities	AAJCS6502R		20,12,714	0	0	20,12,714	1.45	20,12,714	20,12,714	1.45	0	1.45	0	0	NA	NA	20,12,714	0
5	Mirae Asset Asia Great Consumer Equity Fund	AAHCM3002E		14,10,150	0	0	14,10,150	1.01	14,10,150	14,10,150	1.01	0	1.01	0	0	NA	NA	14,10,150	0
(f)	Financial institutions/Banks		15	1,00,936	0	0	1,00,936	0.07	1,00,936	1,00,936	0.07	0	0.07	0	0	NA	NA	97,090	0
(g)	Insurance Companies		9	19,74,268	0	0	19,74,268	1.42	19,74,268	19,74,268	1.42	0	1.42	0	0	NA	NA	19,74,268	0
(h)	Provident Funds/Pension Funds		0	0	0	0	0	0.00	0	0	0.00	0	0.00	0	0	NA	NA	0	0
(i)	Any Other		1	1,441	0	0	1,441	0.00	1,441	1,441	0.00	0	0.00	0	0	NA	NA	1,441	0
	Sub - Total (B)(1)		488	634,58,673	0	0	634,58,673	45.61	634,58,673	634,58,673	45.61	0	45.61	0	0	NA	NA	634,54,827	0
(2)	Central Government/State Government(s)/President of India		1	3,23,708	0	0	3,23,708	0.23	3,23,708	3,23,708	0.23	0	0.23	0	0	NA	NA	3,23,708	0
	Sub - Total (B)(2)		1	3,23,708	0	0	3,23,708	0.23	3,23,708	3,23,708	0.23	0	0.23	0	0	NA	NA	3,23,708	0



S. No.	Category & Name of the Shareholders (I)	PAN (II)	Nos. of Shareholder (III)	No. of fully paid up equity shares held (IV)	Partly paid up equity shares held (V)	Nos. of shares underlying Depository Receipts (VI)	Total nos. shares held (VII) = (IV)+(V)+(VI)	Shareholding % Calculated as per SCRP, 1957 As a % of (A+B+C2) (VIII)	Number of Voting Rights held in each class of securities (IX)				No. of Shares Underlying Outstanding convertible securities (including Warrants) (X)	Total Shareholding, as a % assuming full conversion of convertible securities (as a % of diluted share capital) (XI)	No. of Locked in shares (XII)		No. of shares pledged or otherwise encumbered (XIII)		No. of equity shares held in dematerialized form (XIV)
									No of Voting Rights			Total as a % of Total Voting rights			No. (a)	As a % of total shares held (b)	No. (NA) (a)	As a % of total shares held (NA) (b)	
									Class equity shares	Class	Total								
(3)	Non-institutions																		
(a)	Individuals																		
	1. Individual shareholders holding nominal share capital up to Rs.2 lakhs.		37,421	62,60,538	0	0	62,60,538	4.50	62,60,538	62,60,538	4.50	0	4.50	0	0	NA		42,85,966	
	2. Individual shareholders holding nominal share capital in excess of Rs.2 lakhs.		11	11,24,856	0	0	11,24,856	0.81	11,24,856	11,24,856	0.81	0	0.81	0	0	NA		10,28,206	
(b)	NBFCs registered with RBI		0	0	0	0	0	0.00	0	0	0.00	0	0.00	0	0	NA		0	
(c)	Employee Trusts		0	0	0	0	0	0.00	0	0	0.00	0	0.00	0	0	NA		0	
(d)	Overseas Depositories (holding ORs) (balancing figure)		1	0	0	10,93,196	10,93,196	0.79	10,93,196	10,93,196	0.79	0	0.79	0	0	NA		10,93,196	
(e)	Any Other		2,784	190,70,629	0	0	190,70,629	13.71	190,70,629	190,70,629	13.71	0	13.71	0	0	NA		179,84,069	
(e-i)	Other		2,020	179,66,358	0	0	179,66,358	12.91	179,66,358	179,66,358	12.91	0	12.91	0	0	NA		170,57,008	
(e-ii)	Integrated (Mauritius) Healthcare Holdings Limited	AACC1370R		150,93,860	0	0	150,93,860	10.85	150,93,860	150,93,860	10.85	0	10.85	0	0	NA		150,93,860	
(e-iii)	Body Corporate		624	8,38,297	0	0	8,38,297	0.60	8,38,297	8,38,297	0.60	0	0.60	0	0	NA		7,78,797	
(e-iii)	Trusts		21	1,38,133	0	0	1,38,133	0.10	1,38,133	1,38,133	0.10	0	0.10	0	0	NA		20,423	
(e-iv)	Clearing Member		118	1,11,642	0	0	1,11,642	0.08	1,11,642	1,11,642	0.08	0	0.08	0	0	NA		1,11,642	
(e-v)	Overseas Corporate Bodies		1	16,199	0	0	16,199	0.01	16,199	16,199	0.01	0	0.01	0	0	NA		16,199	
	Sub - Total (B)(3)		40,217	264,56,023	0	10,93,196	275,49,219	19.80	275,49,219	275,49,219	19.80	0	19.80	0	0	NA		243,91,437	
	Total Shareholding of Promoter and Promoter Group (B) = (B)(1) + (B)(2) + (B)(3)		40,706	902,38,404	0	10,93,196	913,31,600	65.65	913,31,600	913,31,600	65.65	0	65.65	0	0	NA		881,69,972	

for Apollo Hospitals Enterprise Limited




S. M. Krishnan

Vice President - Finance & Company Secretary

Table IIIA - Person in Concert

Details of the shareholders acting as persons in Concert including their Shareholding:			
Name of shareholder	Name of PAC	No. of shares	Holding %
INTEGRATED (MAURITIUS) HEALTHCARE HDLDINGS LIMITED	INTEGRATED (MAURITIUS) HEALTHCARE HOLDINGS LIMITED	110,00,000	7.91
INTEGRATED (MAURITIUS) HEALTHCARE HOLDINGS LIMITED	INTEGRATED (MAURITIUS) HEALTHCARE HOLDINGS LIMITED	40,93,860	2.94
Total	Total	150,93,860	10.85
OPPENHEIMER DEVELOPING MARKETS FUND	OPPENHEIMER DEVELOPING MARKETS FUND	114,55,413	8.23
EMERGING MARKETS PORTFOLIO A SERIES OF THE PACIFIC SELECT FUND	OPPENHEIMER DEVELOPING MARKETS FUND	7,86,467	0.57
OFIGTC EMERGING MARKETS EQUITY FUND	OPPENHEIMER DEVELOPING MARKETS FUND	6,59,972	0.47
DFI GLOBAL EMERGING MARKETS EQUITY FUND LP	OPPENHEIMER DEVELOPING MARKETS FUND	4,19,391	0.30
TRANSAMERICA DEVELOPING MARKETS EQUITY	OPPENHEIMER DEVELOPING MARKETS FUND	4,09,113	0.29
MASSMUTUAL PREMIER STRATEGIC EMERGING MARKETS FUND	OPPENHEIMER DEVELOPING MARKETS FUND	74,745	0.05
HEPTAGDN FUND PLC OPPENHEIMER DEVELOPING MARKETS EQUITY FUND	OPPENHEIMER DEVELOPING MARKETS FUND	72,778	0.05
STICHTING PENSIENFONDS HOOGOVENS PORTFOLIO C	OPPENHEIMER DEVELOPING MARKETS FUND	71,658	0.05
PACIFIC LIFE FUNDS - PL EMERGING MARKETS FUND	OPPENHEIMER DEVELOPING MARKETS FUND	68,704	0.05
OPPENHEIMER GLOBAL ALLOCATION FUND	OPPENHEIMER DEVELOPING MARKETS FUND	38,315	0.03
MML STRATEGIC EMERGING MARKETS FUND	OPPENHEIMER DEVELOPING MARKETS FUND	37,798	0.03
HEPTAGON FUND PLC/ OPPENHEIMER DEVELOPING MARKETS EQUITY SRI FUND	OPPENHEIMER DEVELOPING MARKETS FUND	30,998	0.02
Total	Total	141,25,352	10.15
SCHRODER INTERNATIONAL SELECTION FUND ASIAN TOTAL RETURN	SCHRODER INVESTMENT MANAGEMENT	27,29,259	1.96
SCHRODER INTERNATIONAL SELECTION FUND ASIAN OPPORTUNITIES	SCHRODER INVESTMENT MANAGEMENT	20,12,714	1.45
VANGUARD INTERNATIONAL EXPLORER FUND	SCHRODER INVESTMENT MANAGEMENT	7,41,632	0.53
SCHRODER ASIAPACIFIC FUND PLC	SCHRODER INVESTMENT MANAGEMENT	7,18,422	0.52
ACTIVE ASIAN EQUITY FUND	SCHRODER INVESTMENT MANAGEMENT	7,17,960	0.52
SCHRODER ASIAN ALPHA PLUS FUND	SCHRODER INVESTMENT MANAGEMENT	6,79,990	0.49
AEGON CUSTODY B. V. - MM EMERGING MARKET FUND- SCHRODER INVESTMENT MANAGEMENT (SINGAPORE) LTD (AS FUND MANAGER)	SCHRODER INVESTMENT MANAGEMENT	6,54,023	0.47
SCHRODER INTERNATIONAL SELECTION FUND ASIAN SMALLER COMPANIES	SCHRODER INVESTMENT MANAGEMENT	4,70,224	0.34
SEB SICAV 2 - SEB ASIA SMALL CAPS EX JAPAN FUND	SCHRODER INVESTMENT MANAGEMENT	3,38,320	0.24
SCHRODER INVESTMENT MANAGEMENT (SINGAPORE) LTD. A/C SCHRODER ASIAN GROWTH FUND	SCHRODER INVESTMENT MANAGEMENT	3,29,900	0.24
AIA SINGAPORE PRIVATE LIMITED - AIA ACORNS OF ASIA FUND EQ	SCHRODER INVESTMENT MANAGEMENT	2,93,086	0.21
UNISUPER LIMITED AS TRUSTEE FOR UNISUPER	SCHRODER INVESTMENT MANAGEMENT	2,39,587	0.17
SCHRODER INTERNATIONAL SELECTION FUND INDIAN EQUITY	SCHRODER INVESTMENT MANAGEMENT	1,99,948	0.14
SCHRODER SMALL CAP DISCOVERY FUND	SCHRODER INVESTMENT MANAGEMENT	1,96,811	0.14
BARCLAYS MULTI-MANAGER FUND PLC	SCHRODER INVESTMENT MANAGEMENT	1,55,111	0.11
DEKA INTERNATIONAL S.A. RE DEKALUXTEAM-AKTIEN ASIEN	SCHRODER INVESTMENT MANAGEMENT	1,09,850	0.08
ASIA PACIFIC REGION TRUST- ASIA PACIFIC EQUITY FUND 1	SCHRODER INVESTMENT MANAGEMENT	62,260	0.04
OLD MUTUAL VOYAGER GLOBAL DYNAMIC EQUITY FUND - FIRST STATE INVESTMENT MANAGEMENT UK LIMITED	SCHRODER INVESTMENT MANAGEMENT	58,589	0.04
SCHRODER INTERNATIONAL SELECTION FUND GLOBAL EMERGING MARKETS SMALLER COMPANIES	SCHRODER INVESTMENT MANAGEMENT	55,770	0.04
SCHRODER EMERGING MARKETS SMALL CAP FUND	SCHRODER INVESTMENT MANAGEMENT	13,646	0.01
Total	Total	107,77,102	7.75

for Apollo Hospitals Enterprise Limited


S. M. Krishnan
Vice President - Finance & Company Secretary

31-Dec-2016

Table IIIB - Unclaimed Details

Details of Shares which remain unclaimed may be given hear along with details such as number of shareholders, outstanding shares held in demat/unclaimed suspense account, voting rights are frozen etc.	
No. of shareholders	No. of Shares
1,572	4,05,148

for Apollo Hospitals Enterprise Limited



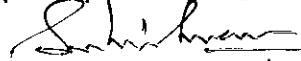
S. M. Krishnan

Vice President - Finance & Company Secretary

Table IV - Statement showing shareholding pattern of the Non Promoter - Non Public shareholder

S. No.	Category & Name of the Shareholders (I)	PAN (II)	No. of Shareholders (III)	No. of fully paid up equity shares held (IV)	No. of partly paid up equity shares held (V)	No. of shares underlying Depository Receipts (VI)	Total nos. shares held (VII) = (IV)+(V)+(VI)	Shareholding % Calculated as per SCRP, 1957 As a % of (A+B+C2) (VIII)	Number of Voting Rights held in each class of securities (IX)				No. of Shares Underlying Outstanding convertible securities (including Warrants) (X)	Total Shareholding, as a % assuming full conversion of convertible securities (as a % of diluted share capital) (XI)	No. of Locked in shares (XII)		No. of shares pledged or otherwise encumbered (XIII)		No. of equity shares held in dematerialized form (XIV)	
									No of Voting Rights			Total as a % of Total Voting rights			No. (a)	As a % of total shares hed (b)	No. (NA) (a)	As a % of total shares hed (NA) (b)		
									Class equity shares	Class	Total									
(1)	Custodian/DR Holder	NA	NA	NA	NA	NA	NA	NA	NA	NA	NA	NA	NA	NA	NA	NA	NA	NA	NA	
(2)	Employee Benefit Trust (under SEBI (Share based Employee Benefit) Regulations, 2014)	NA	NA	NA	NA	NA	NA	NA	NA	NA	NA	NA	NA	NA	NA	NA	NA	NA	NA	NA
	Total Shareholding of Promoter and Promoter Group (C)=(C)(1)+(C)(2)	NA	NA	NA	NA	NA	NA	NA	NA	NA	NA	NA	NA	NA	NA	NA	NA	NA	NA	NA

for Apollo Hospitals Enterprise Limited



S. M. Krishnan

Vice President - Finance & Company Secretary