


Format of holding of specified securities

- 1 Name of Listed Entity : Apollo Hospitals Enterprise Limited
- 2 Scrip Code/ Name of Scrip/Class of Security : APOLLOHOSP/508869 / Apollo Hospitals Enterprise Limited / Equity
- 3 Share Holding Pattern Filed Under : Reg.31(1)(b) - for the Quarter ended 30th September 2017
- 4 **Declaration** : The Listed entity is required to submit the following declaration to the extent of submission of information :-

S.No.	Particulars	Promoter & Promoter Group	Public	Non Promoter Non Public
		Yes/No	Yes/No	Yes/No
1	Whether the Listed Entity has issued any partly paid up shares?	No	No	No
2	Whether the Listed Entity has issued any Convertible Securities or Warrants?	No	No	No
3	Whether the Listed Entity has any shares against which depository receipts are issued?	No	Yes	No
4	Whether the Listed Entity has any shares in locked-in?	No	No	No
5	Whether any shares held by promoters are pledge or otherwise encumbered?	Yes	NA	NA
6	Whether the Listed Entity has issued any Differential Voting Rights?	No	No	No

for Apollo Hospitals Enterprise Limited



S. M. Krishnan

Vice President - Finance & Company Secretary

Table I - Summary Statement holding of specified securities

Category	Category of Shareholder	Number of Shareholders	No. of fully paid up equity shares held	No. of partly paid up equity shares held	No. of shares underlying Depository Receipts	Total nos. shares held	Shareholding as a % of total no. of shares (Calculated as per SCRP, 1957) As a % of (A+B+C2)	Number of Voting Rights held in each class of securities				No. of Shares Underlying Outstanding convertible securities (including Warrants)	Shareholding, as a % assuming full conversion of convertible securities (as a % of diluted share capital)	No. of Locked in shares	No. of shares pledged or otherwise encumbered	No. of equity shares held in dematerialized form		
								No of Voting Rights			Total as a % of (A+B+C)						No. (a)	As a % of total shares held (b)
(I)	(II)	(III)	(IV)	(V)	(VI)	(VII) = (IV)+(V)+(VI)	(VIII)	(IX)				(X)	(XI) = (VII)+(X) As a % of (A+B+C2)	(XII)		(XIII)		
								Class equity shares	Class	Total	Total as a % of (A+B+C)			No. (a)	As a % of total shares held (b)	No. (a)	As a % of total shares held (b)	
(A)	Promoter & Promoter Group	23	478,26,259	0	0	478,26,259	34.38	478,26,259	0	478,26,259	34.38	0	0.00	0	0	326,31,714	68.23	478,26,259
(B)	Public	46,725	905,86,738	0	7,12,162	912,98,900	65.62	912,98,900	0	912,98,900	65.62	0	0.00	0	0	NA	0.00	882,35,076
(C)	Non Promoter- Non Public	0	0	0	0	0	0.00	0	0	0	0.00	0	0.00	0	0	NA	0.00	0
(C1)	Shares underlying DRs	0	0	0	0	0	0.00	0	0	0	0.00	0	0.00	0	0	NA	0.00	0
(C2)	Shares held by Employees Trust	0	0	0	0	0	0.00	0	0	0	0.00	0	0.00	0	0	NA	0.00	0
	<b>Total</b>	<b>46,748</b>	<b>1384,12,997</b>	<b>0</b>	<b>7,12,162</b>	<b>1391,25,159</b>	<b>100.00</b>	<b>1391,25,159</b>	<b>0</b>	<b>1391,25,159</b>	<b>100.00</b>	<b>0</b>	<b>0.00</b>	<b>0</b>	<b>0</b>	<b>326,31,714</b>	<b>68.23</b>	<b>1360,61,335</b>

for Apollo Hospitals Enterprise Limited



S. M. Krishnan

Vice President - Finance &amp; Company Secretary

Table II - Statement showing shareholding pattern of the Promoter and Promoter Group

S. No.	Category & Name of the Shareholders  (I)	PAN  (II)	No. of Shareholder  (III)	No. of fully paid up equity shares held  (IV)	Partly paid up equity shares held  (V)	Nos. of shares underlying Depository Receipts  (VI)	Total nos. shares held  (VII) = (IV)+(V)+(VI)	Shareholding % Calculated as per SCRP, 1957 As a % of (A+B+C2)  (VIII)	Number of Voting Rights held in each class of securities  (IX)			No. of Shares Underlying Outstanding convertible securities (including Warrants) (X)	Shareholding, as a % assuming full conversion of convertible securities (as a % of diluted share capital) (XI) = (VII)+(X)  As a % of (A+B+C2)	No. of Locked In shares  (XII)		No. of shares pledged or otherwise encumbered  (XIII)		No. of equity shares held in dematerialized form  (XIV)	
									No of Voting Rights					Total as a % of total Voting rights	No. (a)	As a % of total shares held (b)	No. (a)		As a % of total shares held (b)
									Class equity shares	Class	Total								
(1)	Indian																		
(a)	Individuals/Hindu undivided Family		20	205,55,635	0	0	205,55,635	14.77	205,55,635	205,55,635	14.77	0	14.77	0	0	108,27,350	52.67	205,55,635	
1	Dr. Prathap C Reddy	AAGPP9786N	1	54,45,464	0	0	54,45,464	3.91	54,45,464	54,45,464	3.91	0	3.91	0	0	0	0.00	54,45,464	
2	Ms. Sucharitha P Reddy	AASPS4292G	1	5,69,800	0	0	5,69,800	0.41	5,69,800	5,69,800	0.41	0	0.41	0	0	0	0.00	5,69,800	
3	Ms. Preetha Reddy	AAEPR5656F	1	21,93,915	0	0	21,93,915	1.58	21,93,915	21,93,915	1.58	0	1.58	0	0	19,35,000	88.20	21,93,915	
4	Ms. Suneeta Reddy	AAEPR4602H	1	33,81,695	0	0	33,81,695	2.43	33,81,695	33,81,695	2.43	0	2.43	0	0	26,50,000	78.36	33,81,695	
5	Ms. Shobana Kamineni	AAIPK7589G	1	22,39,952	0	0	22,39,952	1.61	22,39,952	22,39,952	1.61	0	1.61	0	0	22,35,000	99.78	22,39,952	
6	Ms. Sangita Reddy	AASPS6786K	1	24,32,508	0	0	24,32,508	1.75	24,32,508	24,32,508	1.75	0	1.75	0	0	24,30,000	99.90	24,32,508	
7	Mr. Karthik Anand	AAIPK7446A	1	3,30,600	0	0	3,30,600	0.24	3,30,600	3,30,600	0.24	0	0.24	0	0	0	0.00	3,30,600	
8	Mr. Harshad Reddy	AAEPR7068K	1	3,20,200	0	0	3,20,200	0.23	3,20,200	3,20,200	0.23	0	0.23	0	0	0	0.00	3,20,200	
9	Ms. Sindoori Reddy	AZXP50987L	1	5,17,600	0	0	5,17,600	0.37	5,17,600	5,17,600	0.37	0	0.37	0	0	0	0.00	5,17,600	
10	Mr. Aditya Reddy	AAEPA4731C	1	2,10,200	0	0	2,10,200	0.15	2,10,200	2,10,200	0.15	0	0.15	0	0	0	0.00	2,10,200	
11	Ms. Upasana Kamineni	ARLPK5199G	1	2,17,276	0	0	2,17,276	0.16	2,17,276	2,17,276	0.16	0	0.16	0	0	0	0.00	2,17,276	
12	Mr. Puansh Kamineni	BXWPK5553N	1	2,12,200	0	0	2,12,200	0.15	2,12,200	2,12,200	0.15	0	0.15	0	0	0	0.00	2,12,200	
13	Ms. Anusala Kamineni	BDNPK5996G	1	2,59,174	0	0	2,59,174	0.19	2,59,174	2,59,174	0.19	0	0.19	0	0	0	0.00	2,59,174	
14	Mr. Konda Anindith Reddy	BBOPK4349C	1	2,30,200	0	0	2,30,200	0.17	2,30,200	2,30,200	0.17	0	0.17	0	0	0	0.00	2,30,200	
15	Mr. Konda Vishwajit Reddy	CEQPK7898C	1	2,22,300	0	0	2,22,300	0.16	2,22,300	2,22,300	0.16	0	0.16	0	0	0	0.00	2,22,300	
16	Mr. Konda Viraj Madhav Reddy	CEQPK7897P	1	1,68,224	0	0	1,68,224	0.12	1,68,224	1,68,224	0.12	0	0.12	0	0	0	0.00	1,68,224	
17	Mr. Vijay Kumar Reddy	ACKPV5876B	1	8,957	0	0	8,957	0.01	8,957	8,957	0.01	0	0.01	0	0	0	0.00	8,957	
18	Mr. Dwaraknath Reddy	AFDPD9806R	1	18,000	0	0	18,000	0.01	18,000	18,000	0.01	0	0.01	0	0	0	0.00	18,000	
19	Mr. Anil Kamineni	ADOPK8701D	1	20	0	0	20	0.00	20	20	0.00	0	0.00	0	0	0	0.00	20	
20	Mr. K Vishweshwar Reddy	AFAPK2686M	1	15,77,350	0	0	15,77,350	1.13	15,77,350	15,77,350	1.13	0	1.13	0	0	15,77,350	100.00	15,77,350	
	Central Government/State																		
(b)	Government(s)		0	0	0	0	0	0.00	0	0	0.00	0	0.00	0	0	0	0.00	0	
(c)	Financial Institutions/Banks		0	0	0	0	0	0.00	0	0	0.00	0	0.00	0	0	0	0.00	0	
(d)	Any Other		3	272,70,624	0	0	272,70,624	19.60	272,70,624	272,70,624	19.60	0	19.60	0	0	218,04,364	79.96	272,70,624	
	Body Corporate		3	272,37,924	0	0	272,37,924	19.58	272,37,924	272,37,924	19.58	0	19.58	0	0	218,04,364	80.05	272,37,924	
1	M/s. PCR Investments Ltd	AAACP6407D	1	272,23,124	0	0	272,23,124	19.57	272,23,124	272,23,124	19.57	0	19.57	0	0	218,04,364	80.10	272,23,124	
2	M/s. Obul Reddy Investments Pvt Ltd	AAACO4050H	1	11,200	0	0	11,200	0.01	11,200	11,200	0.01	0	0.01	0	0	0	0.00	11,200	
3	M/s. Indian Hospitals Corporation Ltd	AABCI6463P	1	36,300	0	0	36,300	0.03	36,300	36,300	0.03	0	0.03	0	0	0	0.00	36,300	
	Sub - Total (A)(1)		23	478,26,259	0	0	478,26,259	34.38	478,26,259	478,26,259	34.38	0	34.38	0	0	326,31,714	68.23	478,26,259	
(2)	Foreign																		
(a)	Individuals(Non-Resident)																		
	Individuals/Foreign Individuals		0	0	0	0	0	0.00	0	0	0.00	0	0.00	0	0	0	0.00	0	
(b)	Government		0	0	0	0	0	0.00	0	0	0.00	0	0.00	0	0	0	0.00	0	
(c)	Institutions		0	0	0	0	0	0.00	0	0	0.00	0	0.00	0	0	0	0.00	0	
(d)	Foreign Portfolio Investor		0	0	0	0	0	0.00	0	0	0.00	0	0.00	0	0	0	0.00	0	
(e)	Any Other		0	0	0	0	0	0.00	0	0	0.00	0	0.00	0	0	0	0.00	0	
	Sub - Total (A)(2)		0	0	0	0	0	0.00	0	0	0.00	0	0.00	0	0	0	0.00	0	
	Total Shareholding of Promoter and Promoter Group (A)=(A)(1)+(A)(2)		23	478,26,259	0	0	478,26,259	34.38	478,26,259	478,26,259	34.38	0	34.38	0.00	0	326,31,714	68.23	478,26,259	

for Apollo Hospitals Enterprise Limited



S. M. Krishnan

Vice President - Finance &amp; Company Secretary



30-Sep-2017

**Table IIA - Unclaimed Details**

Details of Shares which remain unclaimed may be given hear along with details such as number of shareholders, outstanding shares held in demat/unclaimed suspense account, voting rights are frozen etc.	
<b>No. of shareholders</b>	<b>No. of Shares</b>
Nil	Nil

**for Apollo Hospitals Enterprise Limited**




**S. M. Krishnan**  
**Vice President - Finance & Company Secretary**

Table III - Statement showing shareholding pattern of the Public shareholder

S. No.	Category & Name of the Shareholders  (I)	PAN  (II)	Nos. of Shareholder  (III)	No. of fully paid up equity shares held  (IV)	Partly paid up equity shares held  (V)	Nos. of shares underlying Depository Receipts  (VI)	Total nos. shares held  (VII) = (IV)+(V)+(VI)	Shareholding % Calculated as per SCRP, 1957 As a % of (A+B+C2) (VIII)	Number of Voting Rights held in each class of securities  (IX)			No. of Shares Underlying Outstanding convertible securities (including Warrants) (X)	Total Shareholding, as a % assuming full conversion of convertible securities (as a % of diluted share capital) (XI)	No. of Locked in shares  (XII)		No. of shares pledged or otherwise encumbered  (XIII)		No. of equity shares held in dematerialized form  (XIV)	
									No of Voting Rights					Total as a % of Total Voting rights	No. (a)	As a % of total shares held (b)	No. (NA) (a)		As a % of total shares held (NA) (b)
									Class equity shares	Class	Total								
(1)	<b>Institutions</b>																		
(a)	Mutual Funds/		47	85,06,880	0	0	85,06,880	6.11	85,06,880	85,06,880	6.11	0	6.11	0	0	NA		85,06,880	
(b)	Venture Capital Funds		0	0	0	0	0	0.00	0	0	0.00	0	0.00	0	0	NA		0	
(c)	Alternate Investment Funds		0	0	0	0	0	0.00	0	0	0.00	0	0.00	0	0	NA		0	
(d)	Foreign Venture Capital Investors		0	0	0	0	0	0.00	0	0	0.00	0	0.00	0	0	NA		0	
(e)	Foreign Portfolio Investor		474	664,42,510	0	0	664,42,510	47.76	664,42,510	664,42,510	47.76	0	47.76	0	0	NA		664,42,510	
1	Oppenheimer Developing Markets Fund	AAATO0090N		118,18,039	0	0	118,18,039	8.49	118,18,039	118,18,039	8.49	0	8.49	0	0	NA		118,18,039	
2	Schroder International Selection Fund Asian Total Return	AAMCS0023N		27,29,259	0	0	27,29,259	1.96	27,29,259	27,29,259	1.96	0	1.96	0	0	NA		27,29,259	
3	Munchener Ruckversicherungsgesellschaft Aktiengesellschaft In Munchen	AAFCM7537A		23,97,380	0	0	23,97,380	1.72	23,97,380	23,97,380	1.72	0	1.72	0	0	NA		23,97,380	
4	Schroder International Selection Fund Asian Opportunities	AAJCS6502R		25,50,181	0	0	25,50,181	1.83	25,50,181	25,50,181	1.83	0	1.83	0	0	NA		25,50,181	
(f)	Financial Institutions/Banks		12	5,27,286	0	0	5,27,286	0.38	5,27,286	5,27,286	0.38	0	0.38	0	0	NA		5,23,440	
(g)	Insurance Companies		10	22,22,858	0	0	22,22,858	1.60	22,22,858	22,22,858	1.60	0	1.60	0	0	NA		22,22,858	
(h)	Provident Funds/Pension Funds		0	0	0	0	0	0.00	0	0	0.00	0	0.00	0	0	NA		0	
(i)	Any Other		0	0	0	0	0	0.00	0	0	0.00	0	0.00	0	0	NA		0	
	Sub - Total (B)(1)		543	776,99,534	0	0	776,99,534	55.85	776,99,534	776,99,534	55.85	0	55.85	0	0	NA		776,95,688	
(2)	Central Government/State Government(s)/President of India		1	3,23,708	0	0	3,23,708	0.23	3,23,708	3,23,708	0.23	0	0.23	0	0	NA		3,23,708	
	Sub - Total (B)(2)		1	3,23,708	0	0	3,23,708	0.23	3,23,708	3,23,708	0.23	0	0.23	0	0	NA		3,23,708	

S. No.	Category & Name of the Shareholders  (I)	PAN  (II)	Nos. of Shareholder  (III)	No. of fully paid up equity shares held  (IV)	Partly paid up equity shares held  (V)	Nos. of shares underlying Depository Receipts  (VI)	Total nos. shares held  (VII) = (IV)+(V)+(VI)	Shareholding % Calculated as per SCRP, 1957 As a % of (A+B+C2) (VIII)	Number of Voting Rights held in each class of securities  (IX)			No. of Shares Underlying Outstanding convertible securities (including Warrants) (X)	Total Shareholding, as a % assuming full conversion of convertible securities (as a % of diluted share capital) (XI)	No. of Locked In shares  (XII)		No. of shares pledged or otherwise encumbered  (XIII)		No. of equity shares held in dematerialized form  (XIV)	
									No of Voting Rights					Total as a % of Total Voting rights	No. (a)	As a % of total shares held (b)	No. (NA) (a)		As a % of total shares held (NA) (b)
									Class equity shares	Class	Total								
(3)	<b>Non-Institutions</b>																		
(a)	<b>Individuals</b>																		
	1. Individual shareholders holding nominal share capital up to Rs.2 lakhs.		43,064	64,82,924	0	0	64,82,924	4.66	64,82,924	64,82,924	4.66	0	4.66	0	0	NA		45,80,134	
	2. Individual shareholders holding nominal share capital in excess of Rs.2 lakhs.		11	11,56,158	0	0	11,56,158	0.83	11,56,158	11,56,158	0.83	0	0.83	0	0	NA		10,59,508	
(b)	NBFCs registered with RBI		0	0	0	0	0	0.00	0	0	0.00	0	0.00	0	0	NA		0	
(c)	Employee Trusts		0	0	0	0	0	0.00	0	0	0.00	0	0.00	0	0	NA		0	
(d)	Overseas Depositories (holding DRs) (balancing figure)		1	0	0	7,12,162	7,12,162	0.51	7,12,162	7,12,162	0.51	0	0.51	0	0	NA		7,12,162	
(e)	Any Other		3,105	49,24,414	0	0	49,24,414	3.54	49,24,414	49,24,414	3.54	0	3.54	0	0	NA		38,63,876	
(e-i)	Other		4	13,41,461	0	0	13,41,461	0.96	13,41,461	13,41,461	0.96	0	0.96	0	0	NA		13,41,461	
(e-ii)	Body Corporate		732	17,19,030	0	0	17,19,030	1.24	17,19,030	17,19,030	1.24	0	1.24	0	0	NA		16,59,530	
(e-iii)	Trusts		22	1,35,845	0	0	1,35,845	0.10	1,35,845	1,35,845	0.10	0	0.10	0	0	NA		18,135	
(e-iv)	<b>Clearing Member</b>		110	2,46,959	0	0	2,46,959	0.18	2,46,959	2,46,959	0.18	0	0.18	0	0	NA		2,46,959	
(e-v)	Foreign National		2	750	0	0	750	0.00	750	750	0.00	0	0.00	0	0	NA		750	
(e-vi)	HUF		794	1,09,760	0	0	1,09,760	0.08	1,09,760	1,09,760	0.08	0	0.08	0	0	NA		1,09,760	
(e-vii)	NRIs		1,440	13,54,510	0	0	13,54,510	0.97	13,54,510	13,54,510	0.97	0	0.97	0	0	NA		4,71,182	
(e-viii)	Overseas Corporate Bodies		1	16,099	0	0	16,099	0.01	16,099	16,099	0.01	0	0.01	0	0	NA		16,099	
	<b>Sub - Total (B)(3)</b>		<b>46,181</b>	<b>125,63,496</b>	<b>0</b>	<b>7,12,162</b>	<b>132,75,658</b>	<b>9.54</b>	<b>132,75,658</b>	<b>132,75,658</b>	<b>9.54</b>	<b>0</b>	<b>9.54</b>	<b>0</b>	<b>0</b>	<b>NA</b>		<b>102,15,680</b>	
	<b>Total Shareholding of Promoter and Promoter Group (B)=(B)(1)+(B)(2)+(B)(3)</b>		<b>46,725</b>	<b>905,86,738</b>	<b>0</b>	<b>7,12,162</b>	<b>912,98,900</b>	<b>65.62</b>	<b>912,98,900</b>	<b>912,98,900</b>	<b>65.62</b>	<b>0</b>	<b>65.62</b>	<b>0</b>	<b>0</b>	<b>NA</b>		<b>882,35,076</b>	

for Apollo Hospitals Enterprise Limited



S. M. Krishnan

Vice President - Finance & Company Secretary



Table IIIA - Person in Concert

Details of the shareholders acting as persons in Concert including their Shareholding:			
Name of shareholder	Name of PAC	No. of shares	Holding %
OPPENHEIMER DEVELOPING MARKETS FUND	OPPENHEIMER DEVELOPING MARKETS FUND	118,18,039	8.49
OFIGTC EMERGING MARKETS EQUITY FUND	OPPENHEIMER DEVELOPING MARKETS FUND	7,04,296	0.51
EMERGING MARKETS PORTFOLIO A SERIES OF THE PACIFIC SELECT FUND	OPPENHEIMER DEVELOPING MARKETS FUND	6,79,573	0.49
TRANSAMERICA DEVELOPING MARKETS EQUITY	OPPENHEIMER DEVELOPING MARKETS FUND	4,03,183	0.29
OFI GLOBAL EMERGING MARKETS EQUITY FUND LP	OPPENHEIMER DEVELOPING MARKETS FUND	3,93,748	0.28
OPPENHEIMERFUNDS ICAV/ OPPENHEIMER DEVELOPING MARKETS EQUITY UCITS FUND	OPPENHEIMER DEVELOPING MARKETS FUND	1,19,922	0.09
STICHTING PENSIOENFONDS HOOGOVS PORTFOLIO C	OPPENHEIMER DEVELOPING MARKETS FUND	97,333	0.07
MASSMUTUAL PREMIER STRATEGIC EMERGING MARKETSFUND	OPPENHEIMER DEVELOPING MARKETS FUND	81,318	0.06
PF EMERGING MARKETS FUND	OPPENHEIMER DEVELOPING MARKETS FUND	68,695	0.05
OPPENHEIMER GLOBAL ALLOCATION FUND	OPPENHEIMER DEVELOPING MARKETS FUND	38,315	0.03
MML STRATEGIC EMERGING MARKETS FUND	OPPENHEIMER DEVELOPING MARKETS FUND	35,954	0.03
HEPTAGON FUND PLC/ OPPENHEIMER DEVELOPING MARKETS EQUITY SRI FUND	OPPENHEIMER DEVELOPING MARKETS FUND	35,117	0.03
Total	Total	144,75,493	10.40
SCHRODER INTERNATIONAL SELECTION FUND ASIAN TOTAL RETURN	SCHRODER INVESTMENT MANAGEMENT	27,29,259	1.96
SCHRODER INTERNATIONAL SELECTION FUND ASIAN OPPORTUNITIES	SCHRODER INVESTMENT MANAGEMENT	25,50,181	1.83
VANGUARD INTERNATIONAL EXPLORER FUND	SCHRODER INVESTMENT MANAGEMENT	8,84,709	0.64
SCHRODER ASIAN ALPHA PLUS FUND	SCHRODER INVESTMENT MANAGEMENT	7,55,765	0.54
SCHRODER ASIAPACIFIC FUND PLC	SCHRODER INVESTMENT MANAGEMENT	7,18,422	0.52
ACTIVE ASIAN EQUITY FUND	SCHRODER INVESTMENT MANAGEMENT	6,66,057	0.48
AEGON CUSTODY B. V. - MM EMERGING MARKET FUND- SCHRODER INVESTMENT MANAGEMENT (SINGAPORE) LTD (AS FUND MANAGER)	SCHRODER INVESTMENT MANAGEMENT	5,54,198	0.40
SCHRODER ASIAN GROWTH FUND	SCHRODER INVESTMENT MANAGEMENT	5,14,764	0.37
SCHRODER INTERNATIONAL SELECTION FUND ASIAN SMALLER COMPANIES	SCHRODER INVESTMENT MANAGEMENT	4,59,607	0.33
AIA SINGAPORE PRIVATE LIMITED - AIA ACORNS OF ASIA FUND EQ	SCHRODER INVESTMENT MANAGEMENT	3,69,248	0.27
SEB SICAV 2 - SEB ASIA SMALL CAPS EX JAPAN FUND	SCHRODER INVESTMENT MANAGEMENT	3,42,142	0.25
UNISUPER LIMITED AS TRUSTEE FOR UNISUPER	SCHRODER INVESTMENT MANAGEMENT	3,02,498	0.22
SCHRODER SMALL CAP DISCOVERY FUND	SCHRODER INVESTMENT MANAGEMENT	2,43,153	0.17
TKP INVESTMENTS BV - AEGON CUSTODY B.V. RE MM EQUITY SMALL CAP FUND	SCHRODER INVESTMENT MANAGEMENT	2,39,207	0.17
BARCLAYS MULTI-MANAGER FUND PLC	SCHRODER INVESTMENT MANAGEMENT	1,93,589	0.14
SCHRODER INTERNATIONAL SELECTION FUND INDIAN EQUITY	SCHRODER INVESTMENT MANAGEMENT	1,64,429	0.12
DEKA INTERNATIONAL S. A. RE DEKALUXTEAM-AKTIEN ASIEN	SCHRODER INVESTMENT MANAGEMENT	1,09,850	0.08
SCHRODER INTERNATIONAL SELECTION FUND GLOBAL EMERGING MARKETS SMALLER COMPANIES	SCHRODER INVESTMENT MANAGEMENT	77,085	0.06
ASIA PACIFIC REGION TRUST - ASIA EQUITY FUND 1	SCHRODER INVESTMENT MANAGEMENT	62,260	0.04
OLD MUTUAL VOYAGER GLOBAL DYNAMIC EQUITY SCHRODER FUND, A SUB-FUND OF OLD MUTUAL INVESTMENT FUNDS	SCHRODER INVESTMENT MANAGEMENT	43,484	0.03
PUBLIC EMPLOYEES RETIREMENT ASSOCIATION OF NEW MEXICO	SCHRODER INVESTMENT MANAGEMENT	21,904	0.02
STATE OF ALASKA RETIREMENT AND BENEFITS PLANS MANAGED BY SCHRODER INVESTMENT MANAGEMENT NORTH AMERICA INC.	SCHRODER INVESTMENT MANAGEMENT	21,668	0.02
SCHRODER EMERGING MARKETS SMALL CAP FUND	SCHRODER INVESTMENT MANAGEMENT	1,630	0.00
Total	Total	120,25,109	8.64

for Apollo Hospitals Enterprise Limited



S. M. Krishnan

Vice President - Finance &amp; Company Secretary

30-Sep-2017

### Table IIIB - Unclaimed Details

Details of Shares which remain unclaimed may be given hear along with details such as number of shareholders, outstanding shares held in demat/unclaimed suspense account, voting rights are frozen etc.	
No. of shareholders	No. of Shares
1,556	4,02,998

for Apollo Hospitals Enterprise Limited




S. M. Krishnan  
Vice President - Finance & Company Secretary



Table IV - Statement showing shareholding pattern of the Non Promoter - Non Public shareholder

S. No.	Category & Name of the Shareholders  (I)	PAN (II)	No. of Shareholders (III)	No. of fully paid up equity shares held (IV)	No. of partly paid up equity shares held (V)	No. of shares underlying Depository Receipts (VI)	Total nos. shares held  (VII) = (IV)+(V)+(VI)	Shareholding % Calculated as per SCR, 1957 As a % of  (A+B+C2) (VIII)	Number of Voting Rights held in each class of securities  (IX)			No. of Shares Underlying Outstanding convertible securities (including Warrants) (X)	Total Shareholding, as a % assuming full conversion of convertible securities (as a % of diluted share capital) (XI)	No. of Locked in shares  (XII)		No. of shares pledged or otherwise encumbered  (XIII)		No. of equity shares held in dematerialized form  (XIV)		
									No of Voting Rights		Total as a % of Total Voting rights			No. (a)	As a % of total shares held (b)	No. (NA) (a)	As a % of total shares held (NA) (b)			
									Class equity shares	Class									Total	
(1)	Custodian/DR Holder	NA	NA	NA	NA	NA	NA	NA	NA	NA	NA	NA	NA	NA	NA	NA	NA	NA	NA	
(2)	Employee Benefit Trust (under SEBI (Share based Employee Benefit) Regulations, 2014)	NA	NA	NA	NA	NA	NA	NA	NA	NA	NA	NA	NA	NA	NA	NA	NA	NA	NA	NA
	Total Shareholding of Promoter and Promoter Group (C)=(C)(1)+(C)(2)	NA	NA	NA	NA	NA	NA	NA	NA	NA	NA	NA	NA	NA	NA	NA	NA	NA	NA	NA

for Apollo Hospitals Enterprise Limited



S. M. Krishnan

Vice President - Finance &amp; Company Secretary