


Format of holding of specified securities

- 1 Name of Listed Entity : Apollo Hospitals Enterprise Limited
- 2 Scrip Code/ Name of Scrip/Class of Security : APOLLOHOSP/508869 / Apollo Hospitals Enterprise Limited / Equity
- 3 Share Holding Pattern Filed Under : Reg.31(1)(b) - for the Quarter ended 30th September 2016
- 4 **Declaration** : The Listed entity is required to submit the following declaration to the extent of submission of information :-

S.No.	Particulars	Promoter & Promoter Group	Public	Non Promoter Non Public
		Yes/No	Yes/No	Yes/No
1	Whether the Listed Entity has issued any partly paid up shares?	No	No	No
2	Whether the Listed Entity has issued any Convertible Securities or Warrants?	No	No	No
3	Whether the Listed Entity has any shares against which depository receipts are issued?	No	Yes	No
4	Whether the Listed Entity has any shares in locked-in?	No	No	No
5	Whether any shares held by promoters are pledge or otherwise encumbered?	Yes	NA	NA
6	Whether the Listed Entity has issued any Differential Voting Rights?	No	No	No

for Apollo Hospitals Enterprise Limited




S. M. Krishnan

Vice President - Finance & Company Secretary

Table I - Summary Statement holding of specified securities

Category	Category of Shareholder	Number of Shareholders	No. of fully paid up equity shares held	No. of partly paid up equity shares held	No. of shares underlying Depository Receipts	Total nos. shares held	Shareholding as a % of total no. of shares (Calculated as per SCRP, 1957) As a % of (A+B+C2)	Number of Voting Rights held in each class of securities			No. of Shares Underlying Outstanding convertible securities (including Warrants)	Shareholding, as a % assuming full conversion of convertible securities (as a % of diluted share capital)	No. of Locked in shares	No. of shares pledged or otherwise encumbered	No. of equity shares held in dematerialized form			
								Class equity shares	Class	Total								
(I)	(II)	(III)	(IV)	(V)	(VI)	(VII) = (IV)+(V)+(VI)	(VIII)	(IX)			(X)	(XI) = (VII)+(X) As a % of (A+B+C2)	(XII)	(XIII)	(XIV)			
								No of Voting Rights			Total as a % of (A+B+C)		No. (a)	As a % of total shares held (b)	No. (a)	As a % of total shares held (b)		
(A)	Promoter & Promoter Group	23	477,93,559	0	0	477,93,559	34.35	477,93,559	0	477,93,559	34.35	0	0.00	0	0	311,30,355	65.14	477,93,559
(B)	Public	38,087	905,65,455	0	7,66,145	913,31,600	65.65	913,31,600	0	913,31,600	65.65	0	0.00	0	0	NA	0.00	880,91,836
(C)	Non Promoter- Non Public	0	0	0	0	0	0.00	0	0	0	0.00	0	0.00	0	0	NA	0.00	0
(C1)	Shares underlying DRs	0	0	0	0	0	0.00	0	0	0	0.00	0	0.00	0	0	NA	0.00	0
(C2)	Shares held by Employees Trust	0	0	0	0	0	0.00	0	0	0	0.00	0	0.00	0	0	NA	0.00	0
	Total	38,110	1383,59,014	0	7,66,145	1391,25,159	100.00	1391,25,159	0	1391,25,159	100.00	0	0.00	0	0	311,30,355	65.14	1358,85,395

for Apollo Hospitals Enterprise Limited




S. M. Krishnan

Vice President - Finance & Company Secretary

Table II - Statement showing shareholding pattern of the Promoter and Promoter Group

S. No.	Category & Name of the Shareholders (I)	PAN (II)	No. of Shareholder (III)	No. of fully paid up equity shares held (IV)	Partly paid up equity shares held (V)	Nos. of shares underlying Depository Receipts (VI)	Total nos. shares held (VII) = (IV)+(V)+(VI)	Shareholding % Calculated as per SCRP, 1957 As a % of (A+B+C2) (VIII)	Number of Voting Rights held in each class of securities (IX)				No. of Shares Underlying Outstanding convertible securities (including Warrants) (X)	Shareholding, as a % assuming full conversion of convertible securities (as a % of diluted share capital) (XI)-(VII)+(X) As a % of (A+B+C2)	No. of Locked In shares (XII)		No. of shares pledged or otherwise encumbered (XIII)		No. of equity shares held in dematerialized form (XIV)
									No of Voting Rights			Total as a % of total Voting rights			No. (a)	As a % of total shares held (b)	No. (a)	As a % of total shares held (b)	
									Class equity shares	Class	Total								
(1)	Indian																		
(a)	Individuals/Hindu undivided Family		20	205,55,635	0	0	205,55,635	14.77	205,55,635		205,55,635	14.77	0	14.77	0	0	93,25,991	45.37	205,55,635
1	Dr. Prathap C Reddy	AAGPP9786N	1	54,45,464	0	0	54,45,464	3.91	54,45,464		54,45,464	3.91	0	3.91	0	0	0	0.00	54,45,464
2	Ms. Sucharitha P Reddy	AA5PS4292G	1	5,69,800	0	0	5,69,800	0.41	5,69,800		5,69,800	0.41	0	0.41	0	0	0	0.00	5,69,800
3	Ms. Preetha Reddy	AAEPR5656F	1	21,93,915	0	0	21,93,915	1.58	21,93,915		21,93,915	1.58	0	1.58	0	0	19,35,000	88.20	21,93,915
4	Ms. Suneeta Reddy	AAEPR4602H	1	33,81,695	0	0	33,81,695	2.43	33,81,695		33,81,695	2.43	0	2.43	0	0	19,80,000	58.55	33,81,695
5	Ms. Shobana Kamineni	AAIPK7589G	1	22,39,952	0	0	22,39,952	1.61	22,39,952		22,39,952	1.61	0	1.61	0	0	22,35,000	99.78	22,39,952
6	Ms. Sangita Reddy	AA5PS6786K	1	24,32,508	0	0	24,32,508	1.75	24,32,508		24,32,508	1.75	0	1.75	0	0	24,30,000	99.90	24,32,508
7	Mr. Karthik Anand	AAIPK7446A	1	3,30,600	0	0	3,30,600	0.24	3,30,600		3,30,600	0.24	0	0.24	0	0	0	0.00	3,30,600
8	Mr. Harshad Reddy	AAEPR7068K	1	3,20,200	0	0	3,20,200	0.23	3,20,200		3,20,200	0.23	0	0.23	0	0	0	0.00	3,20,200
9	Ms. Sindoori Reddy	AZXP50987L	1	5,17,600	0	0	5,17,600	0.37	5,17,600		5,17,600	0.37	0	0.37	0	0	0	0.00	5,17,600
10	Mr. Aditya Reddy	AAEPA4731C	1	2,10,200	0	0	2,10,200	0.15	2,10,200		2,10,200	0.15	0	0.15	0	0	0	0.00	2,10,200
11	Ms. Upasana Kamineni	ARLPK5199G	1	2,17,276	0	0	2,17,276	0.16	2,17,276		2,17,276	0.16	0	0.16	0	0	0	0.00	2,17,276
12	Mr. Puansh Kamineni	BXWPK5553N	1	2,12,200	0	0	2,12,200	0.15	2,12,200		2,12,200	0.15	0	0.15	0	0	0	0.00	2,12,200
13	Ms. Anusala Kamineni	BDNPK5996G	1	2,59,174	0	0	2,59,174	0.19	2,59,174		2,59,174	0.19	0	0.19	0	0	0	0.00	2,59,174
14	Mr. Konda Anindith Reddy	BBOPK4349C	1	2,30,200	0	0	2,30,200	0.17	2,30,200		2,30,200	0.17	0	0.17	0	0	0	0.00	2,30,200
15	Mr. Konda Vishwajit Reddy	CEQPK7898C	1	2,22,300	0	0	2,22,300	0.16	2,22,300		2,22,300	0.16	0	0.16	0	0	0	0.00	2,22,300
16	Mr. Konda Viraj Madhav Reddy	CEQPK7897P	1	1,68,224	0	0	1,68,224	0.12	1,68,224		1,68,224	0.12	0	0.12	0	0	0	0.00	1,68,224
17	Mr. Vijay Kumar Reddy	ACKPV5876B	1	8,957	0	0	8,957	0.01	8,957		8,957	0.01	0	0.01	0	0	0	0.00	8,957
18	Mr. Dwaraknath Reddy	AFDPD9806R	1	18,000	0	0	18,000	0.01	18,000		18,000	0.01	0	0.01	0	0	0	0.00	18,000
19	Mr. Anil Kamineni	ADOPK8701D	1	20	0	0	20	0.00	20		20	0.00	0	0.00	0	0	0	0.00	20
20	Mr. K Vishweshwar Reddy	AFAPK2686M	1	15,77,350	0	0	15,77,350	1.13	15,77,350		15,77,350	1.13	0	1.13	0	0	7,45,991	47.29	15,77,350
(b)	Central Government/State Government(s)		0	0	0	0	0	0.00	0		0	0.00	0	0.00	0	0	0	0.00	0
(c)	Financial Institutions/Banks		0	0	0	0	0	0.00	0		0	0.00	0	0.00	0	0	0	0.00	0
(d)	Any Other- Corporate Body		3	272,37,924	0	0	272,37,924	19.58	272,37,924		272,37,924	19.58	0	19.58	0	0	218,04,364	80.05	272,37,924
1	M/s. PCR Investments Ltd	AAACP6407D	1	272,23,124	0	0	272,23,124	19.57	272,23,124		272,23,124	19.57	0	19.57	0	0	218,04,364	80.10	272,23,124
2	M/s. Obul Reddy Investments Pvt Ltd	AAACO4050H	1	11,200	0	0	11,200	0.01	11,200		11,200	0.01	0	0.01	0	0	0	0.00	11,200
3	M/s. Indian Hospitals Corporation Ltd	AABCI6463P	1	3,600	0	0	3,600	0.00	3,600		3,600	0.00	0	0.00	0	0	0	0.00	3,600
	Sub - Total (A)(1)		23	477,93,559	0	0	477,93,559	34.35	477,93,559		477,93,559	34.35	0	34.35	0	0	311,30,355	65.14	477,93,559
(2)	Foreign																		
(a)	Individuals(Non-Resident Individuals/Foreign Individuals)		0	0	0	0	0	0.00	0		0	0.00	0	0.00	0	0	0	0.00	0
(b)	Government		0	0	0	0	0	0.00	0		0	0.00	0	0.00	0	0	0	0.00	0
(c)	Institutions		0	0	0	0	0	0.00	0		0	0.00	0	0.00	0	0	0	0.00	0
(d)	Foreign Portfolio Investor		0	0	0	0	0	0.00	0		0	0.00	0	0.00	0	0	0	0.00	0
(e)	Any Other		0	0	0	0	0	0.00	0		0	0.00	0	0.00	0	0	0	0.00	0
	Sub - Total (A)(2)		0	0	0	0	0	0.00	0		0	0.00	0	0.00	0	0	0	0.00	0
	Total Shareholding of Promoter and Promoter Group (A)=(A)(1)+(A)(2)		23	477,93,559	0	0	477,93,559	34.35	477,93,559		477,93,559	34.35	0	34.35	0.00	0	311,30,355	65.14	477,93,559

for Apollo Hospitals Enterprise Limited



S. M. Krishnan

Vice President - Finance & Company Secretary

30-Sep-2016

Table IIA - Unclaimed Details

Details of Shares which remain unclaimed may be given hear along with details such as number of shareholders, outstanding shares held in demat/unclaimed suspense account, voting rights are frozen etc.	
No. of shareholders	No. of Shares
Nil	Nil

for Apollo Hospitals Enterprise Limited



S. M. Krishnan

Vice President - Finance & Company Secretary

Table III - Statement showing shareholding pattern of the Public shareholder

S. No.	Category & Name of the Shareholders (i)	PAN (ii)	Nos. of Shareholder (iii)	No. of fully paid up equity shares held (iv)	Partly paid up equity shares held (v)	Nos. of shares underlying Depository Receipts (vi)	Total nos. shares held (vii) = (iv)+(v)+(vi)	Shareholding % Calculated as per SCRP, 1957 As a % of (A+B+C2) (viii)	Number of Voting Rights held in each class of securities (ix)			No. of Shares Underlying Outstanding convertible securities (including Warrants) (x)	Total Shareholding, as a % assuming full conversion of convertible securities (as a % of diluted share capital) (xi)	No. of Locked In shares (xii)		No. of shares pledged or otherwise encumbered (xiii)		No. of equity shares held in dematerialized form (xiv)	
									No of Voting Rights					Total as a % of Total Voting rights	No. (a)	As a % of total shares held (b)	No. (NA) (a)		As a % of total shares held (NA) (b)
									Class equity shares	Class	Total								
(1)	Institutions																		
(a)	Mutual Funds/		25	3,65,746	0	0	3,65,746	0.26	3,65,746	3,65,746	0.26	0	0.26	0	0	NA		3,65,746	
(b)	Venture Capital Funds		0	0	0	0	0	0.00	0	0	0.00	0	0.00	0	0	NA		0	
(c)	Alternate Investment Funds		0	0	0	0	0	0.00	0	0	0.00	0	0.00	0	0	NA		0	
(d)	Foreign Venture Capital Investors		0	0	0	0	0	0.00	0	0	0.00	0	0.00	0	0	NA		0	
(e)	Foreign Portfolio Investor		455	623,20,504	0	0	623,20,504	44.79	623,20,504	623,20,504	44.79	0	44.79	0	0	NA		623,20,504	
1	Oppenheimer Developing Markets Fund	AAAT00090N		114,90,888	0	0	114,90,888	8.26	114,90,888	114,90,888	8.26	0	8.26	0	0	NA		114,90,888	
2	Schroder International Selection Fund Asian Total Return	AAMCS0023N		27,29,259	0	0	27,29,259	1.96	27,29,259	27,29,259	1.96	0	1.96	0	0	NA		27,29,259	
3	Munchener Ruckversicherungsgesellschaft Aktiengesellschaft In Munchen	AAF0M7537A		23,97,380	0	0	23,97,380	1.72	23,97,380	23,97,380	1.72	0	1.72	0	0	NA		23,97,380	
4	Schroder International Selection Fund Asian Opportunities	AAJCS6502R		18,25,664	0	0	18,25,664	1.31	18,25,664	18,25,664	1.31	0	1.31	0	0	NA		18,25,664	
5	Mirae Asset Asia Great Consumer Equity Fund	AAHCM3002E		14,75,404	0	0	14,75,404	1.06	14,75,404	14,75,404	1.06	0	1.06	0	0	NA		14,75,404	
(f)	Financial Institutions/Banks		15	76,118	0	0	76,118	0.05	76,118	76,118	0.05	0	0.05	0	0	NA		72,272	
(g)	Insurance Companies		7	10,86,326	0	0	10,86,326	0.78	10,86,326	10,86,326	0.78	0	0.78	0	0	NA		10,86,326	
(h)	Provident Funds/Pension Funds		0	0	0	0	0	0.00	0	0	0.00	0	0.00	0	0	NA		0	
(i)	Any Other		1	3,332	0	0	3,332	0.00	3,332	3,332	0.00	0	0.00	0	0	NA		3,332	
	Bank Foreign		1	3,332	0	0	3,332	0.00	3,332	3,332	0.00	0	0.00	0	0	NA		3,332	
	Sub - Total (B)(1)		503	638,52,026	0	0	638,52,026	45.90	638,52,026	638,52,026	45.90	0	45.90	0	0	NA		638,48,180	
(2)	Central Government/State Government(s)/President of India		1	3,23,708	0	0	3,23,708	0.23	3,23,708	3,23,708	0.23	0	0.23	0	0	NA		3,23,708	
	Sub - Total (B)(2)		1	3,23,708	0	0	3,23,708	0.23	3,23,708	3,23,708	0.23	0	0.23	0	0	NA		3,23,708	

S. No.	Category & Name of the Shareholders (I)	PAN (II)	Nos. of Shareholder (III)	No. of fully paid up equity shares held (IV)	Partly paid up equity shares held (V)	Nos. of shares underlying Depository Receipts (VI)	Total nos. shares held (VII) = (IV)+(V)+(VI)	Shareholding % Calculated as per SCRP, 1957 As a % of (A+B+C2) (VIII)	Number of Voting Rights held in each class of securities (IX)			No. of Shares Underlying Outstanding convertible securities (Including Warrants) (X)	Total Shareholding, as a % assuming full conversion of convertible securities (as a % of diluted share capital) (XI)	No. of Locked In shares (XII)		No. of shares pledged or otherwise encumbered (XIII)		No. of equity shares held in dematerialized form (XIV)	
									No of Voting Rights					Total as a % of Total Voting rights	No. (a)	As a % of total shares held (b)	No. (NA) (a)		As a % of total shares held (NA) (b)
									Class equity shares	Class	Total								
(3)	Non-Institutions																		
(a)	Individuals																		
	1. Individual shareholders holding nominal share capital up to Rs.2 lakhs.		34,965	61,37,184	0	0	61,37,184	4.41	61,37,184	61,37,184	4.41	0	4.41	0	0	NA		41,06,950	
	2. Individual shareholders holding nominal share capital in excess of Rs.2 lakhs.		10	10,96,975	0	0	10,96,975	0.79	10,96,975	10,96,975	0.79	0	0.79	0	0	NA		10,00,325	
(b)	NBFCs registered with RBI		0	0	0	0	0	0.00	0	0	0.00	0	0.00	0	0	NA		0	
(c)	Employee Trusts		0	0	0	0	0	0.00	0	0	0.00	0	0.00	0	0	NA		0	
(d)	Overseas Depositories (holding DRs) (balancing figure)		1	0	0	7,66,145	7,66,145	0.55	7,66,145	7,66,145	0.55	0	0.55	0	0	NA		7,66,145	
(e)	Any Other		2,607	191,55,562	0	0	191,55,562	13.77	191,55,562	191,55,562	13.77	0	13.77	0	0	NA		180,46,528	
(e-i)	Foreign Corporate Bodies		5	163,93,059	0	0	163,93,059	11.78	163,93,059	163,93,059	11.78	0	11.78	0	0	NA		163,93,059	
	Integrated (Mauritius) Healthcare Holdings Limited	AACCI3707R		150,93,860	0	0	150,93,860	10.85	150,93,860	150,93,860	10.85	0	10.85	0	0	NA		150,93,860	
(e-ii)	Non Resident Indians		1,236	13,58,340	0	0	13,58,340	0.98	13,58,340	13,58,340	0.98	0	0.98	0	0	NA		4,26,516	
(e-iii)	Corporate Bodies Domestic		593	8,58,683	0	0	8,58,683	0.62	8,58,683	8,58,683	0.62	0	0.62	0	0	NA		7,99,183	
(e-iv)	Trusts		21	1,37,084	0	0	1,37,084	0.10	1,37,084	1,37,084	0.10	0	0.10	0	0	NA		19,374	
(e-v)	Clearing Member		118	1,74,731	0	0	1,74,731	0.13	1,74,731	1,74,731	0.13	0	0.13	0	0	NA		1,74,731	
(e-vi)	Directors & their Relatives		6	91,606	0	0	91,606	0.07	91,606	91,606	0.07	0	0.07	0	0	NA		91,606	
(e-vii)	Hindu Undivided Families		625	1,25,110	0	0	1,25,110	0.09	1,25,110	1,25,110	0.09	0	0.09	0	0	NA		1,25,110	
(e-viii)	Overseas Corporate Bodies		1	16,199	0	0	16,199	0.01	16,199	16,199	0.01	0	0.01	0	0	NA		16,199	
(e-ix)	Foreign National		2	750	0	0	750	0.00	750	750	0.00	0	0.00	0	0	NA		750	
	Sub - Total (B)(3)		37,583	263,89,721	0	7,66,145	271,55,866	19.52	271,55,866	271,55,866	19.52	0	19.52	0	0	NA		239,19,948	
	Total Shareholding of Promoter and Promoter Group (B)-(B)(1)+(B)(2)+(B)(3)		38,087	905,65,455	0	7,66,145	913,31,600	65.65	913,31,600	913,31,600	65.65	0	65.65	0	0	NA		880,91,836	

for Apollo Hospitals Enterprise Limited




S. M. Krishnan

Vice President - Finance & Company Secretary

Table IIIA - Person in Concert

Details of the shareholders acting as persons in Concert including their Shareholding:			
Name of shareholder	Name of PAC	No. of shares	Holding %
INTEGRATED (MAURITIUS) HEALTHCARE HOLDINGS LIMITED	INTEGRATED (MAURITIUS) HEALTHCARE HOLDINGS LIMITED	110,00,000	7.91
INTEGRATED (MAURITIUS) HEALTHCARE HOLDINGS LIMITED	INTEGRATED (MAURITIUS) HEALTHCARE HOLDINGS LIMITED	40,93,860	2.94
Total	Total	150,93,860	10.85
OPPENHEIMER DEVELOPING MARKETS FUND	OPPENHEIMER DEVELOPING MARKETS FUND	114,90,888	8.26
EMERGING MARKETS PORTFOLIO A SERIES OF THE PACIFIC SELECT FUND	OPPENHEIMER DEVELOPING MARKETS FUND	7,89,009	0.57
OFIGTC EMERGING MARKETS EQUITY FUND	OPPENHEIMER DEVELOPING MARKETS FUND	6,61,928	0.48
OFI GLOBAL EMERGING MARKETS EQUITY FUND LP	OPPENHEIMER DEVELOPING MARKETS FUND	4,20,658	0.30
TRANSAMERICA DEVELOPING MARKETS EQUITY	OPPENHEIMER DEVELOPING MARKETS FUND	4,10,416	0.29
HEPTAGON FUND PLC OPPENHEIMER DEVELOPING MARKETS EQUITY FUND	OPPENHEIMER DEVELOPING MARKETS FUND	2,52,473	0.18
MASSMUTUAL PREMIER STRATEGIC EMERGING MARKETSFUND	OPPENHEIMER DEVELOPING MARKETS FUND	84,606	0.06
PACIFIC LIFE FUNDS - PL EMERGING MARKETS FUND	OPPENHEIMER DEVELOPING MARKETS FUND	73,169	0.05
STICHTING PENSIOENFONDS HOOGOVS PORTFOLIO C	OPPENHEIMER DEVELOPING MARKETS FUND	71,142	0.05
MML STRATEGIC EMERGING MARKETS FUND	OPPENHEIMER DEVELOPING MARKETS FUND	38,947	0.03
OPPENHEIMER GLOBAL ALLOCATION FUND	OPPENHEIMER DEVELOPING MARKETS FUND	38,464	0.03
HEPTAGON FUND PLC/ OPPENHEIMER DEVELOPING MARKETS EQUITY SRI FUND	OPPENHEIMER DEVELOPING MARKETS FUND	31,091	0.02
Total	Total	143,62,791	10.32
SCHRODER INTERNATIONAL SELECTION FUND ASIAN TOTAL RETURN	SCHRODER INVESTMENT MANAGEMENT	27,29,259	1.96
SCHRODER INTERNATIONAL SELECTION FUND ASIAN OPPORTUNITIES	SCHRODER INVESTMENT MANAGEMENT	18,25,864	1.31
VANGUARD INTERNATIONAL EXPLORER FUND	SCHRODER INVESTMENT MANAGEMENT	9,09,567	0.65
ACTIVE ASIAN EQUITY FUND	SCHRODER INVESTMENT MANAGEMENT	7,17,960	0.52
SCHRODER ASIAN ALPHA PLUS FUND	SCHRODER INVESTMENT MANAGEMENT	6,79,990	0.49
SCHRODER ASIAPACIFIC FUND PLC	SCHRODER INVESTMENT MANAGEMENT	6,69,911	0.48
AEGON CUSTODY B. V. - MM EMERGING MARKET FUND- SCHRODER INVESTMENT MANAGEMENT (SINGAPORE) LTD (AS FUND MANAGER)	SCHRODER INVESTMENT MANAGEMENT	6,54,023	0.47
SCHRODER INTERNATIONAL SELECTION FUND ASIAN SMALLER COMPANIES	SCHRODER INVESTMENT MANAGEMENT	4,49,666	0.32
SCHRODER INVESTMENT MANAGEMENT (SINGAPORE) LTD. A/C SCHRODER ASIAN GROWTH FUND	SCHRODER INVESTMENT MANAGEMENT	3,29,900	0.24
AIA SINGAPORE PRIVATE LIMITED - AIA ACORNS OF ASIA FUND EQ	SCHRODER INVESTMENT MANAGEMENT	2,93,086	0.21
SCHRODER INTERNATIONAL SELECTION FUND INDIAN EQUITY	SCHRODER INVESTMENT MANAGEMENT	2,30,828	0.17
SEB SICAV 2 - SEB ASIA SMALL CAPS EX JAPAN FUND	SCHRODER INVESTMENT MANAGEMENT	2,29,973	0.17
UNISUPER LIMITED AS TRUSTEE FOR UNISUPER	SCHRODER INVESTMENT MANAGEMENT	2,10,827	0.15
SCHRODER SMALL CAP DISCOVERY FUND	SCHRODER INVESTMENT MANAGEMENT	1,96,811	0.14
BARCLAYS MULTI-MANAGER FUND PLC	SCHRODER INVESTMENT MANAGEMENT	1,55,111	0.11
DEKA INTERNATIONAL S.A. RE DEKALUXTEAM-AKTIEN ASIEN	SCHRODER INVESTMENT MANAGEMENT	1,09,850	0.08
ASIA PACIFIC REGION TRUST- ASIA PACIFIC EQUITY FUND 1	SCHRODER INVESTMENT MANAGEMENT	62,260	0.04
OLD MUTUAL VOYAGER GLOBAL DYNAMIC EQUITY FUND - FIRST STATE INVESTMENT MANAGEMENT UK LIMITED	SCHRODER INVESTMENT MANAGEMENT	58,589	0.04
SCHRODER INTERNATIONAL SELECTION FUND GLOBAL EMERGING MARKETS SMALLER COMPANIES	SCHRODER INVESTMENT MANAGEMENT	51,954	0.04
SCHRODER EMERGING MARKETS SMALL CAP FUND	SCHRODER INVESTMENT MANAGEMENT	11,428	0.01
Total	Total	105,76,457	7.60

for Apollo Hospitals Enterprise Limited



S. M. Krishnan

Vice President - Finance & Company Secretary

30-Sep-2016

Table IIIB - Unclaimed Details

Details of Shares which remain unclaimed may be given hear along with details such as number of shareholders, outstanding shares held in demat/unclaimed suspense account, voting rights are frozen etc.	
No. of shareholders	No. of Shares
1,575	4,05,298

for Apollo Hospitals Enterprise Limited



S. M. Krishnan

Vice President - Finance & Company Secretary

Table IV - Statement showing shareholding pattern of the Non Promoter - Non Public shareholder

S. No.	Category & Name of the Shareholders (I)	PAN (II)	No. of Shareholders (III)	No. of fully paid up equity shares held (IV)	No. of partly paid up equity shares held (V)	No. of shares underlying Depository Receipts (VI)	Total nos. shares held (VII) = (IV)+(V)+(VI)	Shareholding % Calculated as per SCRP, 1957 As a % of (A+B+C2) (VIII)	Number of Voting Rights held in each class of securities (IX)			No. of Shares Underlying Outstanding convertible securities (including Warrants) (X)	Total Shareholding, as a % assuming full conversion of convertible securities (as a % of diluted share capital) (XI)	No. of Locked in shares (XII)		No. of shares pledged or otherwise encumbered (XIII)		No. of equity shares held in dematerialized form (XIV)
									No of Voting Rights		Total as a % of Total Voting rights			No. (a)	As a % of total shares hed (b)	No. (NA) (a)	As a % of total shares hed (NA) (b)	
									Class equity shares	Class								
(1)	Custodian/DR Holder	NA	NA	NA	NA	NA	NA	NA	NA	NA	NA	NA	NA	NA	NA	NA	NA	NA
(2)	Employee Benefit Trust (under SEBI (Share based Employee Benefit) Regulations, 2014)	NA	NA	NA	NA	NA	NA	NA	NA	NA	NA	NA	NA	NA	NA	NA	NA	NA
	Total Shareholding of Promoter and Promoter Group (C)=(C)(1)+(C)(2)	NA	NA	NA	NA	NA	NA	NA	NA	NA	NA	NA	NA	NA	NA	NA	NA	NA

for Apollo Hospitals Enterprise Limited



S. M. Krishnan

Vice President - Finance & Company Secretary